

System V Application Binary Interface  
AMD64 Architecture Processor Supplement  
Draft Version 0.99.6

Edited by  
Michael Matz<sup>1</sup>, Jan Hubička<sup>2</sup>, Andreas Jaeger<sup>3</sup>, Mark Mitchell<sup>4</sup>

May 15, 2012

<sup>1</sup>matz@suse.de

<sup>2</sup>jh@suse.cz

<sup>3</sup>aj@suse.de

<sup>4</sup>mark@codesourcery.com

# Contents

|          |  |           |
|----------|--|-----------|
| <b>1</b> | <b>Introduction</b>                              | <b>8</b>  |
| <b>2</b> | <b>Software Installation</b>                     | <b>9</b>  |
| <b>3</b> | <b>Low Level System Information</b>              | <b>10</b> |
| 3.1      | Machine Interface . . . . .                      | 10        |
| 3.1.1    | Processor Architecture . . . . .                 | 10        |
| 3.1.2    | Data Representation . . . . .                    | 10        |
| 3.2      | Function Calling Sequence . . . . .              | 14        |
| 3.2.1    | Registers and the Stack Frame . . . . .          | 14        |
| 3.2.2    | The Stack Frame . . . . .                        | 15        |
| 3.2.3    | Parameter Passing . . . . .                      | 16        |
| 3.3      | Operating System Interface . . . . .             | 23        |
| 3.3.1    | Exception Interface . . . . .                    | 23        |
| 3.3.2    | Virtual Address Space . . . . .                  | 23        |
| 3.3.3    | Page Size . . . . .                              | 23        |
| 3.3.4    | Virtual Address Assignments . . . . .            | 23        |
| 3.4      | Process Initialization . . . . .                 | 26        |
| 3.4.1    | Initial Stack and Register State . . . . .       | 26        |
| 3.4.2    | Thread State . . . . .                           | 29        |
| 3.4.3    | Auxiliary Vector . . . . .                       | 29        |
| 3.5      | Coding Examples . . . . .                        | 31        |
| 3.5.1    | Architectural Constraints . . . . .              | 32        |
| 3.5.2    | Conventions . . . . .                            | 34        |
| 3.5.3    | Position-Independent Function Prologue . . . . . | 35        |
| 3.5.4    | Data Objects . . . . .                           | 36        |
| 3.5.5    | Function Calls . . . . .                         | 44        |
| 3.5.6    | Branching . . . . .                              | 46        |

|          |  |           |
|----------|--|-----------|
| 3.5.7    | Variable Argument Lists . . . . .                  | 49        |
| 3.6      | DWARF Definition . . . . .                         | 54        |
| 3.6.1    | DWARF Release Number . . . . .                     | 55        |
| 3.6.2    | DWARF Register Number Mapping . . . . .            | 55        |
| 3.7      | Stack Unwind Algorithm . . . . .                   | 55        |
| <b>4</b> | <b>Object Files</b>                                | <b>59</b> |
| 4.1      | ELF Header . . . . .                               | 59        |
| 4.1.1    | Machine Information . . . . .                      | 59        |
| 4.1.2    | Number of Program Headers . . . . .                | 59        |
| 4.2      | Sections . . . . .                                 | 60        |
| 4.2.1    | Section Flags . . . . .                            | 60        |
| 4.2.2    | Section types . . . . .                            | 61        |
| 4.2.3    | Special Sections . . . . .                         | 61        |
| 4.2.4    | EH_FRAME sections . . . . .                        | 62        |
| 4.3      | Symbol Table . . . . .                             | 67        |
| 4.4      | Relocation . . . . .                               | 68        |
| 4.4.1    | Relocation Types . . . . .                         | 68        |
| 4.4.2    | Large Models . . . . .                             | 73        |
| <b>5</b> | <b>Program Loading and Dynamic Linking</b>         | <b>74</b> |
| 5.1      | Program Loading . . . . .                          | 74        |
| 5.1.1    | Program header . . . . .                           | 75        |
| 5.2      | Dynamic Linking . . . . .                          | 75        |
| 5.2.1    | Program Interpreter . . . . .                      | 82        |
| 5.2.2    | Initialization and Termination Functions . . . . . | 82        |
| <b>6</b> | <b>Libraries</b>                                   | <b>83</b> |
| 6.1      | C Library . . . . .                                | 83        |
| 6.1.1    | Global Data Symbols . . . . .                      | 83        |
| 6.1.2    | Floating Point Environment Functions . . . . .     | 83        |
| 6.2      | Unwind Library Interface . . . . .                 | 84        |
| 6.2.1    | Exception Handler Framework . . . . .              | 85        |
| 6.2.2    | Data Structures . . . . .                          | 87        |
| 6.2.3    | Throwing an Exception . . . . .                    | 89        |
| 6.2.4    | Exception Object Management . . . . .              | 92        |
| 6.2.5    | Context Management . . . . .                       | 92        |
| 6.2.6    | Personality Routine . . . . .                      | 95        |

|          |  |            |
|----------|--|------------|
| 6.3      | Unwinding Through Assembler Code . . . . . | 99         |
| <b>7</b> | <b>Development Environment</b>             | <b>102</b> |
| <b>8</b> | <b>Execution Environment</b>               | <b>103</b> |
| <b>9</b> | <b>Conventions</b>                         | <b>104</b> |
| 9.1      | C++ . . . . .                              | 105        |
| 9.2      | Fortran . . . . .                          | 106        |
| 9.2.1    | Names . . . . .                            | 106        |
| 9.2.2    | Representation of Fortran Types . . . . .  | 107        |
| 9.2.3    | Argument Passing . . . . .                 | 108        |
| 9.2.4    | Functions . . . . .                        | 109        |
| 9.2.5    | COMMON blocks . . . . .                    | 110        |
| 9.2.6    | Intrinsics . . . . .                       | 111        |
| <b>A</b> | <b>Linux Conventions</b>                   | <b>122</b> |
| A.1      | Execution of 32-bit Programs . . . . .     | 122        |
| A.2      | AMD64 Linux Kernel Conventions . . . . .   | 122        |
| A.2.1    | Calling Conventions . . . . .              | 122        |
| A.2.2    | Stack Layout . . . . .                     | 123        |
| A.2.3    | Required Processor Features . . . . .      | 123        |
| A.2.4    | Miscellaneous Remarks . . . . .            | 123        |

# List of Tables

|      |   |     |
|------|---|-----|
| 3.1  | Hardware Exceptions and Signals . . . . .                           | 24  |
| 3.2  | Floating-Point Exceptions . . . . .                                 | 24  |
| 3.3  | x87 Floating-Point Control Word . . . . .                           | 26  |
| 3.4  | MXCSR Status Bits . . . . .   | 27  |
| 3.5  | rFLAGS Bits . . . . .   | 27  |
| 4.1  | AMD64 Identification . . . . .                                      | 59  |
| 4.2  | AMD64 Specific Section Header Flag, <code>sh_flags</code> . . . . . | 60  |
| 4.3  | Section Header Types . . . . .                                      | 61  |
| 4.4  | Special sections . . . . .  | 61  |
| 4.5  | Additional Special Sections for the Large Code Model . . . . .      | 62  |
| 4.6  | Common Information Entry (CIE) . . . . .                            | 64  |
| 4.7  | CIE Augmentation Section Content . . . . .                          | 65  |
| 4.8  | Frame Descriptor Entry (FDE) . . . . .                              | 66  |
| 4.9  | FDE Augmentation Section Content . . . . .                          | 67  |
| 4.10 | Relocation Types . . . . .  | 70  |
| 4.11 | Large Model Relocation Types . . . . .                              | 73  |
| 5.1  | Program Header Types . . . . .                                      | 75  |
| 7.1  | Predefined Pre-Processor Symbols . . . . .                          | 102 |
| 9.1  | Mil intrinsics . . . . .  | 112 |
| 9.2  | F77 intrinsics . . . . .  | 114 |
| 9.3  | F90 intrinsics . . . . .  | 115 |
| 9.4  | Math intrinsics . . . . .   | 115 |
| 9.5  | Unix intrinsics . . . . .   | 117 |
| A.1  | Required Processor Features . . . . .                               | 124 |

# List of Figures

|      |  |    |
|------|--|----|
| 3.1  | Scalar Types . . . . .   | 11 |
| 3.2  | Bit-Field Ranges . . . . .   | 13 |
| 3.3  | Stack Frame with Base Pointer . . . . .  | 15 |
| 3.4  | Register Usage . . . . .   | 20 |
| 3.5  | Parameter Passing Example . . . . .  | 22 |
| 3.6  | Register Allocation Example . . . . .  | 22 |
| 3.7  | Virtual Address Configuration . . . . .  | 25 |
| 3.8  | Conventional Segment Arrangements . . . . .                                      | 26 |
| 3.9  | Initial Process Stack . . . . .  | 28 |
| 3.10 | <code>auxv_t</code> Type Definition . . . . .                                    | 29 |
| 3.11 | Auxiliary Vector Types . . . . .   | 30 |
| 3.12 | Position-Independent Function Prolog Code . . . . .                              | 35 |
| 3.13 | Absolute Load and Store (Small Model) . . . . .                                  | 37 |
| 3.14 | Position-Independent Load and Store (Small PIC Model) . . . . .                  | 38 |
| 3.15 | Absolute Load and Store (Medium Model) . . . . .                                 | 39 |
| 3.16 | Position-Independent Load and Store (Medium PIC Model) . . . . .                 | 40 |
| 3.17 | Position-Independent Load and Store (Medium PIC Model), con-<br>tinued . . . . . | 41 |
| 3.18 | Absolute Global Data Load and Store . . . . .                                    | 42 |
| 3.19 | Faster Absolute Global Data Load and Store . . . . .                             | 42 |
| 3.20 | Position-Independent Global Data Load and Store . . . . .                        | 43 |
| 3.21 | Faster Position-Independent Global Data Load and Store . . . . .                 | 43 |
| 3.22 | Position-Independent Direct Function Call (Small and Medium<br>Model) . . . . .  | 44 |
| 3.23 | Position-Independent Indirect Function Call . . . . .                            | 44 |
| 3.24 | Absolute Direct and Indirect Function Call . . . . .                             | 45 |
| 3.25 | Position-Independent Direct and Indirect Function Call . . . . .                 | 45 |
| 3.26 | Absolute Branching Code . . . . .  | 47 |

|      |  |     |
|------|--|-----|
| 3.27 | Implicit Calculation of Target Address . . . . .                 | 47  |
| 3.28 | Position-Independent Branching Code . . . . .                    | 48  |
| 3.29 | Absolute Switch Code . . . . .                                   | 48  |
| 3.30 | Position-Independent Switch Code . . . . .                       | 49  |
| 3.31 | Parameter Passing Example with Variable-Argument List . . . . .  | 50  |
| 3.32 | Register Allocation Example for Variable-Argument List . . . . . | 50  |
| 3.33 | Register Save Area . . . . .                                     | 51  |
| 3.34 | va_list Type Declaration . . . . .                               | 52  |
| 3.35 | Sample Implementation of va_arg(1, int) . . . . .                | 54  |
| 3.36 | DWARF Register Number Mapping . . . . .                          | 56  |
| 3.37 | Pointer Encoding Specification Byte . . . . .                    | 57  |
| 4.1  | Relocatable Fields . . . . .                                     | 68  |
| 5.1  | Global Offset Table . . . . .                                    | 76  |
| 5.2  | Procedure Linkage Table (small and medium models) . . . . .      | 78  |
| 5.3  | Final Large Code Model PLT . . . . .                             | 81  |
| 6.1  | Examples for Unwinding in Assembler . . . . .                    | 101 |
| 9.1  | Example mapping of names . . . . .                               | 107 |
| 9.2  | Mapping of Fortran to C types . . . . .                          | 107 |

## Revision History

- 0.99** Add description of TLS relocations (thanks to Alexandre Oliva) and mention the decimal floating point and AVX types (thanks to H.J. Lu).
- 0.98** Various clarifications and fixes according to feedback from Sun, thanks to Terrence Miller. DWARF register numbers for some system registers, thanks to Jan Beulich. Add R\_X86\_64\_SIZE32 and R\_X86\_64\_SIZE64 relocations; extend meaning of e\_phnum to handle more than 0xffff program headers, thanks to Rod Evans. Add footnote about passing of decimal datatypes. Specify that `_Bool` is booleanized at the caller.
- 0.97** Integrate Fortran ABI.
- 0.96** Use SHF\_X86\_64\_LARGE instead SHF\_AMD64\_LARGE (thanks to Evandro Menezes). Correct various grammatical errors noted by Mark F. Haigh,

who also noted that there are no global VLAs in C99. Thanks also to Robert R. Henry.

- 0.95** Include description of the medium PIC memory model (thanks to Jan Hubička) and large model (thanks to Evandro Menezes).
- 0.94** Add sections in Development Environment, Program Loading, a description of EH\_FRAME sections and general cleanups to make text in this ABI self-contained. Thanks to Michael Walker and Terrence Miller.
- 0.93** Add sections about program headers, new section types and special sections for unwinding information. Thanks to Michael Walker.
- 0.92** Fix some typos (thanks to Bryan Ford), add section about stack layout in the Linux kernel. Fix example in figure 3.5 (thanks to Tom Horsley). Add section on unwinding through assembler (written by Michal Ludvig). Remove `mmxext` feature (thanks to Evandro Menezes). Add section on Fortran (by Steven Bosscher) and stack unwinding (by Jan Hubička).
- 0.91** Clarify that x87 is default mode, not MMX (by Hans Peter Anvin).
- 0.90** Change DWARF register numbers again; mention that `__m128` needs alignment; fix typo in figure 3.3; add some comments on kernel expectations; mention TLS extensions; add example for passing of variable-argument lists; change semantics of `%rax` in variable-argument lists; improve formatting; mention that X87 class is not used for passing; make `/lib64` a Linux specific section; rename x86-64 to AMD64; describe passing of complex types. Special thanks to Andi Kleen, Michal Ludvig, Michael Matz, David O'Brien and Eric Young for their comments.
- 0.21** Define `__int128` as class INTEGER in register passing. Mention that `%al` is used for variadic argument lists. Fix some textual problems. Thanks to H. Peter Anvin, Bo Thorsen, and Michael Matz.
- 0.20 — 2002-07-11** Change DWARF register number values of `%rbx`, `%rsi`, `%rsi` (thanks to Michal Ludvig). Fix footnotes for fundamental types (thanks to H. Peter Anvin). Specify `size_t` (thanks to Bo Thorsen and Andreas Schwab). Add new section on floating point environment functions.

**0.19** — **2002-03-27** Set name of Linux dynamic linker, mention `%fs`. Incorporate changes from H. Peter Anvin <hpa@zytor.com> for booleans and define handling of sub-64-bit integer types in registers.

# Chapter 1

## Introduction

The AMD64<sup>1</sup> architecture<sup>2</sup> is an extension of the x86 architecture. Any processor implementing the AMD64 architecture specification will also provide compatibility modes for previous descendants of the Intel 8086 architecture, including 32-bit processors such as the Intel 386, Intel Pentium, and AMD K6-2 processor. Operating systems conforming to the AMD64 ABI may provide support for executing programs that are designed to execute in these compatibility modes. The AMD64 ABI does not apply to such programs; this document applies only programs running in the “long” mode provided by the AMD64 architecture.

Except where otherwise noted, the AMD64 architecture ABI follows the conventions described in the Intel386 ABI. Rather than replicate the entire contents of the Intel386 ABI, the AMD64 ABI indicates only those places where changes have been made to the Intel386 ABI.

No attempt has been made to specify an ABI for languages other than C. However, it is assumed that many programming languages will wish to link with code written in C, so that the ABI specifications documented here apply there too.<sup>3</sup>

---

<sup>1</sup>AMD64 has been previously called x86-64. The latter name is used in a number of places out of historical reasons instead of AMD64.

<sup>2</sup>The architecture specification is available on the web at <http://www.x86-64.org/documentation>.

<sup>3</sup>See section 9.1 for details on C++ ABI.

## **Chapter 2**

# **Software Installation**

This document does not specify how software must be installed on an AMD64 architecture machine.

# Chapter 3

## Low Level System Information

### 3.1 Machine Interface

#### 3.1.1 Processor Architecture

#### 3.1.2 Data Representation

Within this specification, the term *byte* refers to a 8-bit object, the term *twobyte* refers to a 16-bit object, the term *fourbyte* refers to a 32-bit object, the term *eightbyte* refers to a 64-bit object, and the term *sixteenbyte* refers to a 128-bit object.<sup>1</sup>

#### Fundamental Types

Figure 3.1 shows the correspondence between ISO C's scalar types and the processor's. `__int128`, `__float128`, `__m64`, `__m128` and `__m256` types are optional.

The `__float128` type uses a 15-bit exponent, a 113-bit mantissa (the high order significant bit is implicit) and an exponent bias of 16383.<sup>2</sup>

---

<sup>1</sup>The Intel386 ABI uses the term *halfword* for a 16-bit object, the term *word* for a 32-bit object, the term *doubleword* for a 64-bit object. But most IA-32 processor specific documentation define a *word* as a 16-bit object, a *doubleword* as a 32-bit object, a *quadword* as a 64-bit object and a *double quadword* as a 128-bit object.

<sup>2</sup>Initial implementations of the AMD64 architecture are expected to support operations on the `__float128` type only via software emulation.

Figure 3.1: Scalar Types

| Type                   | C  | sizeof   | Alignment (bytes) | AMD64 Architecture          |
|------------------------|--|--|-------------------|-----------------------------|
| Integral               | <code>_Bool</code> <sup>†</sup>  | 1  | 1                 | boolean                     |
|                        | <code>char</code><br><code>signed char</code>  | 1  | 1                 | signed byte                 |
|                        | <code>unsigned char</code>   | 1  | 1                 | unsigned byte               |
|                        | <code>short</code><br><code>signed short</code>  | 2  | 2                 | signed twobyte              |
|                        | <code>unsigned short</code>  | 2  | 2                 | unsigned twobyte            |
|                        | <code>int</code><br><code>signed int</code><br><code>enum</code> <sup>†††</sup>                          | 4  | 4                 | signed fourbyte             |
|                        | <code>unsigned int</code>  | 4  | 4                 | unsigned fourbyte           |
|                        | <code>long</code><br><code>signed long</code><br><code>long long</code><br><code>signed long long</code> | 8  | 8                 | signed eightbyte            |
|                        | <code>unsigned long</code><br><code>unsigned long long</code>  | 8  | 8                 | unsigned eightbyte          |
|                        | <code>__int128</code> <sup>††</sup><br><code>signed __int128</code> <sup>††</sup>                        | 16   | 16                | signed sixteenbyte          |
|                        | <code>unsigned __int128</code> <sup>††</sup>   | 16   | 16                | unsigned sixteenbyte        |
|                        | Pointer  | <code>any-type *</code><br><code>any-type (*)()</code> | 8                 | 8                           |
| Floating-point         | <code>float</code>   | 4  | 4                 | single (IEEE-754)           |
|                        | <code>double</code>  | 8  | 8                 | double (IEEE-754)           |
|                        | <code>long double</code>   | 16   | 16                | 80-bit extended (IEEE-754)  |
|                        | <code>__float128</code> <sup>††</sup>  | 16   | 16                | 128-bit extended (IEEE-754) |
| Decimal-floating-point | <code>_Decimal32</code>  | 4  | 4                 | 32bit BID (IEEE-754R)       |
|                        | <code>_Decimal64</code>  | 8  | 8                 | 64bit BID (IEEE-754R)       |
|                        | <code>_Decimal128</code>   | 16   | 16                | 128bit BID (IEEE-754R)      |
| Packed                 | <code>__m64</code> <sup>††</sup>   | 8  | 8                 | MMX and 3DNow!              |
|                        | <code>__m128</code> <sup>††</sup>  | 16   | 16                | SSE and SSE-2               |
|                        | <code>__m256</code> <sup>††</sup>  | 32   | 32                | AVX                         |

<sup>†</sup> This type is called `bool` in C++.

<sup>††</sup> These types are optional.

<sup>†††</sup> C++ and some implementations of C permit enums larger than an int. The underlying type is bumped to an unsigned int, long int or unsigned long int, in that order.

The `long double` type uses a 15 bit exponent, a 64-bit mantissa with an explicit high order significant bit and an exponent bias of 16383.<sup>3</sup> Although a `long double` requires 16 bytes of storage, only the first 10 bytes are significant. The remaining six bytes are tail padding, and the contents of these bytes are undefined.

The `__int128` type is stored in little-endian order in memory, i.e., the 64 low-order bits are stored at a lower address than the 64 high-order bits.

A null pointer (for all types) has the value zero.

The type `size_t` is defined as `unsigned long`.

Booleans, when stored in a memory object, are stored as single byte objects the value of which is always 0 (`false`) or 1 (`true`). When stored in integer registers (except for passing as arguments), all 8 bytes of the register are significant; any nonzero value is considered `true`.

Like the Intel386 architecture, the AMD64 architecture in general does not require all data accesses to be properly aligned. Misaligned data accesses are slower than aligned accesses but otherwise behave identically. The only exceptions are that `__m128` and `__m256` must always be aligned properly.

## Aggregates and Unions

Structures and unions assume the alignment of their most strictly aligned component. Each member is assigned to the lowest available offset with the appropriate alignment. The size of any object is always a multiple of the object's alignment.

An array uses the same alignment as its elements, except that a local or global array variable of length at least 16 bytes or a C99 variable-length array variable always has alignment of at least 16 bytes.<sup>4</sup>

Structure and union objects can require padding to meet size and alignment constraints. The contents of any padding is undefined.

## Bit-Fields

C struct and union definitions may include bit-fields that define integral values of a specified size.

---

<sup>3</sup>This type is the x87 double extended precision data type.

<sup>4</sup>The alignment requirement allows the use of SSE instructions when operating on the array. The compiler cannot in general calculate the size of a variable-length array (VLA), but it is expected that most VLAs will require at least 16 bytes, so it is logical to mandate that VLAs have at least a 16-byte alignment.

---

Figure 3.2: Bit-Field Ranges

| Bit-field Type | Width $w$ | Range                       |
|----------------|-----------|-----------------------------|
| signed char    | 1 to 8    | $-2^{w-1}$ to $2^{w-1} - 1$ |
| char           |           | 0 to $2^w - 1$              |
| unsigned char  |           | 0 to $2^w - 1$              |
| signed short   | 1 to 16   | $-2^{w-1}$ to $2^{w-1} - 1$ |
| short          |           | 0 to $2^w - 1$              |
| unsigned short |           | 0 to $2^w - 1$              |
| signed int     | 1 to 32   | $-2^{w-1}$ to $2^{w-1} - 1$ |
| int            |           | 0 to $2^w - 1$              |
| unsigned int   |           | 0 to $2^w - 1$              |
| signed long    | 1 to 64   | $-2^{w-1}$ to $2^{w-1} - 1$ |
| long           |           | 0 to $2^w - 1$              |
| unsigned long  |           | 0 to $2^w - 1$              |

---

The ABI does not permit bit-fields having the type `__m64`, `__m128` or `__m256`. Programs using bit-fields of these types are not portable.

Bit-fields that are neither signed nor unsigned always have non-negative values. Although they may have type `char`, `short`, `int`, or `long` (which can have negative values), these bit-fields have the same range as a bit-field of the same size with the corresponding unsigned type. Bit-fields obey the same size and alignment rules as other structure and union members.

Also:

- bit-fields are allocated from right to left
- bit-fields must be contained in a storage unit appropriate for its declared type
- bit-fields may share a storage unit with other struct / union members

Unnamed bit-fields' types do not affect the alignment of a structure or union.

## 3.2 Function Calling Sequence

This section describes the standard function calling sequence, including stack frame layout, register usage, parameter passing and so on.

The standard calling sequence requirements apply only to global functions. Local functions that are not reachable from other compilation units may use different conventions. Nevertheless, it is recommended that all functions use the standard calling sequence when possible.

### 3.2.1 Registers and the Stack Frame

The AMD64 architecture provides 16 general purpose 64-bit registers. In addition the architecture provides 16 SSE registers, each 128 bits wide and 8 x87 floating point registers, each 80 bits wide. Each of the x87 floating point registers may be referred to in *MMX/3DNow!* mode as a 64-bit register. All of these registers are global to all procedures active for a given thread.

Intel AVX (Advanced Vector Extensions) provides 16 256-bit wide AVX registers (`%ymm0` - `%ymm15`). The lower 128-bits of `%ymm0` - `%ymm15` are aliased to the respective 128b-bit SSE registers (`%xmm0` - `%xmm15`). For purposes of parameter passing and function return, `%xmmN` and `%ymmN` refer to the same register. Only one of them can be used at the same time. We use vector register to refer to either SSE or AVX register.

This subsection discusses usage of each register. Registers `%rbp`, `%rbx` and `%r12` through `%r15` “belong” to the calling function and the called function is required to preserve their values. In other words, a called function must preserve these registers’ values for its caller. Remaining registers “belong” to the called function.<sup>5</sup> If a calling function wants to preserve such a register value across a function call, it must save the value in its local stack frame.

The CPU shall be in x87 mode upon entry to a function. Therefore, every function that uses the *MMX* registers is required to issue an `emms` or `femms` instruction after using *MMX* registers, before returning or calling another function.<sup>6</sup> The direction flag `DF` in the `%rFLAGS` register must be clear (set to “forward” direction) on function entry and return. Other user flags have no specified role in the standard calling sequence and are *not* preserved across calls.

---

<sup>5</sup>Note that in contrast to the Intel386 ABI, `%rdi`, and `%rsi` belong to the called function, not the caller.

<sup>6</sup>All x87 registers are caller-saved, so callees that make use of the *MMX* registers may use the faster `femms` instruction.

Figure 3.3: Stack Frame with Base Pointer

| Position            | Contents                      | Frame    |
|---------------------|-------------------------------|----------|
| $8n+16$ ( $\%rbp$ ) | memory argument eightbyte $n$ | Previous |
|                     | ...                           |          |
| $16$ ( $\%rbp$ )    | memory argument eightbyte $0$ |          |
| $8$ ( $\%rbp$ )     | return address                | Current  |
| $0$ ( $\%rbp$ )     | previous $\%rbp$ value        |          |
| $-8$ ( $\%rbp$ )    | unspecified                   |          |
|                     | ...                           |          |
| $0$ ( $\%rsp$ )     | variable size                 |          |
| $-128$ ( $\%rsp$ )  | red zone                      |          |

The control bits of the MXCSR register are callee-saved (preserved across calls), while the status bits are caller-saved (not preserved). The x87 status word register is caller-saved, whereas the x87 control word is callee-saved.

### 3.2.2 The Stack Frame

In addition to registers, each function has a frame on the run-time stack. This stack grows downwards from high addresses. Figure 3.3 shows the stack organization.

The end of the input argument area shall be aligned on a 16 (32, if `__m256` is passed on stack) byte boundary. In other words, the value  $(\%rsp + 8)$  is always a multiple of 16 (32) when control is transferred to the function entry point. The stack pointer,  $\%rsp$ , always points to the end of the latest allocated stack frame.<sup>7</sup>

The 128-byte area beyond the location pointed to by  $\%rsp$  is considered to be reserved and shall not be modified by signal or interrupt handlers.<sup>8</sup> Therefore, functions may use this area for temporary data that is not needed across function calls. In particular, leaf functions may use this area for their entire stack frame, rather than adjusting the stack pointer in the prologue and epilogue. This area is known as the red zone.

<sup>7</sup>The conventional use of  $\%rbp$  as a frame pointer for the stack frame may be avoided by using  $\%rsp$  (the stack pointer) to index into the stack frame. This technique saves two instructions in the prologue and epilogue and makes one additional general-purpose register ( $\%rbp$ ) available.

<sup>8</sup>Locations within 128 bytes can be addressed using one-byte displacements.

### 3.2.3 Parameter Passing

After the argument values have been computed, they are placed either in registers or pushed on the stack. The way how values are passed is described in the following sections.

**Definitions** We first define a number of classes to classify arguments. The classes are corresponding to AMD64 register classes and defined as:

**INTEGER** This class consists of integral types that fit into one of the general purpose registers.

**SSE** The class consists of types that fit into a vector register.

**SSEUP** The class consists of types that fit into a vector register and can be passed and returned in the upper bytes of it.

**X87, X87UP** These classes consists of types that will be returned via the x87 FPU.

**COMPLEX\_X87** This class consists of types that will be returned via the x87 FPU.

**NO\_CLASS** This class is used as initializer in the algorithms. It will be used for padding and empty structures and unions.

**MEMORY** This class consists of types that will be passed and returned in memory via the stack.

**Classification** The size of each argument gets rounded up to eightbytes.<sup>9</sup>  
The basic types are assigned their natural classes:

- Arguments of types (signed and unsigned) `_Bool`, `char`, `short`, `int`, `long`, `long long`, and pointers are in the **INTEGER** class.
- Arguments of types `float`, `double`, `_Decimal32`, `_Decimal64` and `__m64` are in class **SSE**.

---

<sup>9</sup>Therefore the stack will always be eightbyte aligned.

- Arguments of types `__float128`, `_Decimal128` and `__m128` are split into two halves. The least significant ones belong to class SSE, the most significant one to class SSEUP.
- Arguments of type `__m256` are split into four eightbyte chunks. The least significant one belongs to class SSE and all the others to class SSEUP.
- The 64-bit mantissa of arguments of type `long double` belongs to class X87, the 16-bit exponent plus 6 bytes of padding belongs to class X87UP.
- Arguments of type `__int128` offer the same operations as INTEGERS, yet they do not fit into one general purpose register but require two registers. For classification purposes `__int128` is treated as if it were implemented as:

```
typedef struct {
    long low, high;
} __int128;
```

with the exception that arguments of type `__int128` that are stored in memory must be aligned on a 16-byte boundary.

- Arguments of `complex T` where T is one of the types `float` or `double` are treated as if they are implemented as:

```
struct complexT {
    T real;
    T imag;
};
```

- A variable of type `complex long double` is classified as type `COMPLEX_X87`.

The classification of aggregate (structures and arrays) and union types works as follows:

1. If the size of an object is larger than four eightbytes, or it contains unaligned fields, it has class `MEMORY`<sup>10</sup>.

---

<sup>10</sup>The post merger clean up described later ensures that, for the processors that do not support the `__m256` type, if the size of an object is larger than two eightbytes and the first eightbyte is not SSE or any other eightbyte is not SSEUP, it still has class `MEMORY`. This in turn ensures that for processors that do support the `__m256` type, if the size of an object is four eightbytes and the first eightbyte is SSE and all other eightbytes are SSEUP, it can be passed in a register.

2. If a C++ object has either a non-trivial copy constructor or a non-trivial destructor <sup>11</sup>, it is passed by invisible reference (the object is replaced in the parameter list by a pointer that has class INTEGER) <sup>12</sup>.
3. If the size of the aggregate exceeds a single eightbyte, each is classified separately. Each eightbyte gets initialized to class NO\_CLASS.
4. Each field of an object is classified recursively so that always two fields are considered. The resulting class is calculated according to the classes of the fields in the eightbyte:
  - (a) If both classes are equal, this is the resulting class.
  - (b) If one of the classes is NO\_CLASS, the resulting class is the other class.
  - (c) If one of the classes is MEMORY, the result is the MEMORY class.
  - (d) If one of the classes is INTEGER, the result is the INTEGER.
  - (e) If one of the classes is X87, X87UP, COMPLEX\_X87 class, MEMORY is used as class.
  - (f) Otherwise class SSE is used.
5. Then a post merger cleanup is done:
  - (a) If one of the classes is MEMORY, the whole argument is passed in memory.
  - (b) If X87UP is not preceded by X87, the whole argument is passed in memory.
  - (c) If the size of the aggregate exceeds two eightbytes and the first eightbyte isn't SSE or any other eightbyte isn't SSEUP, the whole argument is passed in memory.

---

<sup>11</sup>A de/constructor is trivial if it is an implicitly-declared default de/constructor and if:

- its class has no virtual functions and no virtual base classes, and
- all the direct base classes of its class have trivial de/constructors, and
- for all the nonstatic data members of its class that are of class type (or array thereof), each such class has a trivial de/constructor.

<sup>12</sup>An object with either a non-trivial copy constructor or a non-trivial destructor cannot be passed by value because such objects must have well defined addresses. Similar issues apply when returning an object from a function.

- (d) If SSEUP is not preceded by SSE or SSEUP, it is converted to SSE.

**Passing** Once arguments are classified, the registers get assigned (in left-to-right order) for passing as follows:

1. If the class is MEMORY, pass the argument on the stack.
2. If the class is INTEGER, the next available register of the sequence `%rdi`, `%rsi`, `%rdx`, `%rcx`, `%r8` and `%r9` is used<sup>13</sup>.
3. If the class is SSE, the next available vector register is used, the registers are taken in the order from `%xmm0` to `%xmm7`.
4. If the class is SSEUP, the eightbyte is passed in the next available eightbyte chunk of the last used vector register.
5. If the class is X87, X87UP or COMPLEX\_X87, it is passed in memory.

When a value of type `_Bool` is returned or passed in a register or on the stack, bit 0 contains the truth value and bits 1 to 7 shall be zero<sup>14</sup>.

If there are no registers available for any eightbyte of an argument, the whole argument is passed on the stack. If registers have already been assigned for some eightbytes of such an argument, the assignments get reverted.

Once registers are assigned, the arguments passed in memory are pushed on the stack in reversed (right-to-left<sup>15</sup>) order.

For calls that may call functions that use varargs or stdargs (prototype-less calls or calls to functions containing ellipsis (...) in the declaration) `%al`<sup>16</sup> is used as hidden argument to specify the number of vector registers used. The contents

---

<sup>13</sup>Note that `%r11` is neither required to be preserved, nor is it used to pass arguments. Making this register available as scratch register means that code in the PLT need not spill any registers when computing the address to which control needs to be transferred. `%rax` is used to indicate the number of vector arguments passed to a function requiring a variable number of arguments. `%r10` is used for passing a function's static chain pointer.

<sup>14</sup>Other bits are left unspecified, hence the consumer side of those values can rely on it being 0 or 1 when truncated to 8 bit.

<sup>15</sup>Right-to-left order on the stack makes the handling of functions that take a variable number of arguments simpler. The location of the first argument can always be computed statically, based on the type of that argument. It would be difficult to compute the address of the first argument if the arguments were pushed in left-to-right order.

<sup>16</sup>Note that the rest of `%rax` is undefined, only the contents of `%al` is defined.

Figure 3.4: Register Usage

| Register     | Usage   | Preserved across function calls |
|--------------|---|---------------------------------|
| %rax         | temporary register; with variable arguments passes information about the number of vector registers used; 1 <sup>st</sup> return register | No                              |
| %rbx         | callee-saved register; optionally used as base pointer  | Yes                             |
| %rcx         | used to pass 4 <sup>th</sup> integer argument to functions  | No                              |
| %rdx         | used to pass 3 <sup>rd</sup> argument to functions; 2 <sup>nd</sup> return register   | No                              |
| %rsp         | stack pointer   | Yes                             |
| %rbp         | callee-saved register; optionally used as frame pointer   | Yes                             |
| %rsi         | used to pass 2 <sup>nd</sup> argument to functions  | No                              |
| %rdi         | used to pass 1 <sup>st</sup> argument to functions  | No                              |
| %r8          | used to pass 5 <sup>th</sup> argument to functions  | No                              |
| %r9          | used to pass 6 <sup>th</sup> argument to functions  | No                              |
| %r10         | temporary register, used for passing a function's static chain pointer  | No                              |
| %r11         | temporary register  | No                              |
| %r12–r15     | callee-saved registers  | Yes                             |
| %xmm0–%xmm1  | used to pass and return floating point arguments  | No                              |
| %xmm2–%xmm7  | used to pass floating point arguments   | No                              |
| %xmm8–%xmm15 | temporary registers   | No                              |
| %mmx0–%mmx7  | temporary registers   | No                              |
| %st0,%st1    | temporary registers; used to return long double arguments   | No                              |
| %st2–%st7    | temporary registers   | No                              |
| %fs          | Reserved for system (as thread specific data register)  | No                              |
| mxcsr        | SSE2 control and status word  | partial                         |
| x87 SW       | x87 status word   | No                              |
| x87 CW       | x87 control word  | Yes                             |

of `%al` do not need to match exactly the number of registers, but must be an upper bound on the number of vector registers used and is in the range 0–8 inclusive.

When passing `__m256` arguments to functions that use `varargs` or `stdarg`, function prototypes must be provided. Otherwise, the run-time behavior is undefined.

**Returning of Values** The returning of values is done according to the following algorithm:

1. Classify the return type with the classification algorithm.
2. If the type has class `MEMORY`, then the caller provides space for the return value and passes the address of this storage in `%rdi` as if it were the first argument to the function. In effect, this address becomes a “hidden” first argument. This storage must not overlap any data visible to the callee through other names than this argument.

On return `%rax` will contain the address that has been passed in by the caller in `%rdi`.

3. If the class is `INTEGER`, the next available register of the sequence `%rax`, `%rdx` is used.
4. If the class is `SSE`, the next available vector register of the sequence `%xmm0`, `%xmm1` is used.
5. If the class is `SSEUP`, the eightbyte is returned in the next available eightbyte chunk of the last used vector register.
6. If the class is `X87`, the value is returned on the X87 stack in `%st0` as 80-bit x87 number.
7. If the class is `X87UP`, the value is returned together with the previous X87 value in `%st0`.
8. If the class is `COMPLEX_X87`, the real part of the value is returned in `%st0` and the imaginary part in `%st1`.

As an example of the register passing conventions, consider the declarations and the function call shown in Figure 3.5. The corresponding register allocation

is given in Figure 3.6, the stack frame offset given shows the frame before calling the function.

Figure 3.5: Parameter Passing Example

```
typedef struct {
    int a, b;
    double d;
} structparm;
structparm s;
int e, f, g, h, i, j, k;
long double ld;
double m, n;
__m256 y;

extern void func (int e, int f,
                 structparm s, int g, int h,
                 long double ld, double m,
                 __m256 y,
                 double n, int i, int j, int k);

func (e, f, s, g, h, ld, m, y, n, i, j, k);
```

Figure 3.6: Register Allocation Example

| General Purpose Registers | Floating Point Registers | Stack Frame Offset |
|---------------------------|--------------------------|--------------------|
| %rdi: e                   | %xmm0: s.d               | 0: ld              |
| %rsi: f                   | %xmm1: m                 | 16: j              |
| %rdx: s.a, s.b            | %ymm2: y                 | 24: k              |
| %rcx: g                   | %xmm3: n                 |                    |
| %r8: h                    |                          |                    |
| %r9: i                    |                          |                    |

## 3.3 Operating System Interface

### 3.3.1 Exception Interface

As the AMD64 manuals describe, the processor changes mode to handle *exceptions*, which may be synchronous, floating-point/coprocessor or asynchronous. Synchronous and floating-point/coprocessor exceptions, being caused by instruction execution, can be explicitly generated by a process. This section, therefore, specifies those exception types with defined behavior. The AMD64 architecture classifies exceptions as *faults*, *traps*, and *aborts*. See the Intel386 ABI for more information about their differences.

#### Hardware Exception Types

The operating system defines the correspondence between hardware exceptions and the signals specified by `signal` (`BA_OS`) as shown in table 3.1. Contrary to the i386 architecture, the AMD64 does not define any instructions that generate a bounds check fault in long mode.

### 3.3.2 Virtual Address Space

Although the AMD64 architecture uses 64-bit pointers, implementations are only required to handle 48-bit addresses. Therefore, conforming processes may only use addresses from `0x00000000 00000000` to `0x00007fff ffffffff`<sup>17</sup>.

Processes begin with three logical segments, commonly called text, data, and stack. Use of shared libraries add other segments and a process may dynamically create segments.

### 3.3.3 Page Size

Systems are permitted to use any power-of-two page size between 4KB and 64KB, inclusive.

### 3.3.4 Virtual Address Assignments

Conceptually processes have the full address space available. In practice, however, several factors limit the size of a process.

---

<sup>17</sup>`0x0000ffff ffffffff` is not a canonical address and cannot be used.

---

Table 3.1: Hardware Exceptions and Signals

| Number | Exception name                 | Signal  |
|--------|--------------------------------|---------|
| 0      | divide error fault             | SIGFPE  |
| 1      | single step trap/fault         | SIGTRAP |
| 2      | non-maskable interrupt         | none    |
| 3      | breakpoint trap                | SIGTRAP |
| 4      | overflow trap                  | SIGSEGV |
| 5      | (reserved)                     |         |
| 6      | invalid opcode fault           | SIGILL  |
| 7      | no coprocessor fault           | SIGFPE  |
| 8      | double fault abort             | none    |
| 9      | coprocessor overrun abort      | SIGSEGV |
| 10     | invalid TSS fault              | none    |
| 11     | segment no present fault       | none    |
| 12     | stack exception fault          | SIGSEGV |
| 13     | general protection fault/abort | SIGSEGV |
| 14     | page fault                     | SIGSEGV |
| 15     | (reserved)                     |         |
| 16     | coprocessor error fault        | SIGFPE  |
| other  | (unspecified)                  | SIGILL  |

---

---

Table 3.2: Floating-Point Exceptions

| Code       | Reason                           |
|------------|----------------------------------|
| FPE_FLTDIV | floating-point divide by zero    |
| FPE_FLTOVF | floating-point overflow          |
| FPE_FLTUND | floating-point underflow         |
| FPE_FLTRES | floating-point inexact result    |
| FPE_FLTINV | invalid floating-point operation |

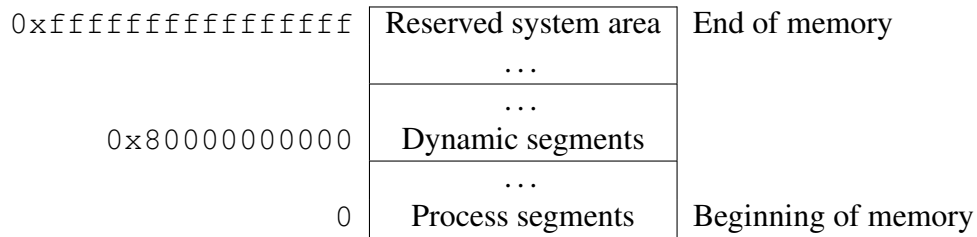
---

- The system reserves a configuration dependent amount of virtual space.
- The system reserves a configuration dependent amount of space per process.
- A process whose size exceeds the system's available combined physical memory and secondary storage cannot run. Although some physical memory must be present to run any process, the system can execute processes that are bigger than physical memory, paging them to and from secondary storage. Nonetheless, both physical memory and secondary storage are shared resources. System load, which can vary from one program execution to the next, affects the available amount.

Programs that dereference null pointers are erroneous and a process should not expect 0x0 to be a valid address.

---

Figure 3.7: Virtual Address Configuration

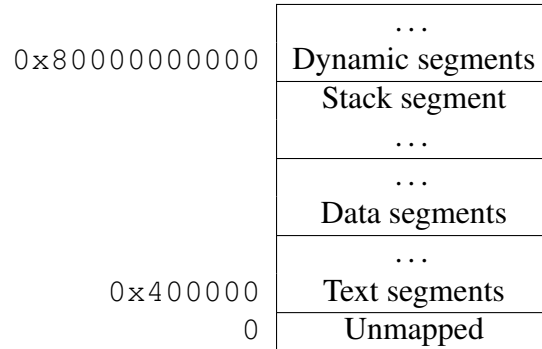



---

Although applications may control their memory assignments, the typical arrangement appears in figure 3.8.

---

Figure 3.8: Conventional Segment Arrangements



## 3.4 Process Initialization

### 3.4.1 Initial Stack and Register State

#### Special Registers

The AMD64 architecture defines floating point instructions. At process startup the two floating point units, SSE2 and x87, both have all floating-point exception status flags cleared. The status of the control words is as defined in tables 3.3 and 3.4.

---

Table 3.3: x87 Floating-Point Control Word

| Field | Value | Note                      |
|-------|-------|---------------------------|
| RC    | 0     | Round to nearest          |
| PC    | 11    | Double extended precision |
| PM    | 1     | Precision masked          |
| UM    | 1     | Underflow masked          |
| OM    | 1     | Overflow masked           |
| ZM    | 1     | Zero divide masked        |
| DM    | 1     | De-normal operand masked  |
| IM    | 1     | Invalid operation masked  |

---

---

Table 3.4: MXCSR Status Bits

| Field | Value | Note                     |
|-------|-------|--------------------------|
| FZ    | 0     | Do not flush to zero     |
| RC    | 0     | Round to nearest         |
| PM    | 1     | Precision masked         |
| UM    | 1     | Underflow masked         |
| OM    | 1     | Overflow masked          |
| ZM    | 1     | Zero divide masked       |
| DM    | 1     | De-normal operand masked |
| IM    | 1     | Invalid operation masked |
| DAZ   | 0     | De-normals are not zero  |

---

The `rFLAGS` register contains the system flags, such as the direction flag and the carry flag. The low 16 bits (FLAGS portion) of `rFLAGS` are accessible by application software. The state of them at process initialization is shown in table 3.5.

---

Table 3.5: `rFLAGS` Bits

| Field | Value | Note                 |
|-------|-------|----------------------|
| DF    | 0     | Direction forward    |
| CF    | 0     | No carry             |
| PF    | 0     | Even parity          |
| AF    | 0     | No auxiliary carry   |
| ZF    | 0     | No zero result       |
| SF    | 0     | Unsigned result      |
| OF    | 0     | No overflow occurred |

---

### Stack State

This section describes the machine state that `exec` (`BA_OS`) creates for new processes. Various language implementations transform this initial program state to the state required by the language standard.

For example, a C program begins executing at a function named `main` declared as:

```
extern int main ( int argc , char *argv[ ] , char* envp[ ] );
```

where

**argc** is a non-negative argument count

**argv** is an array of argument strings, with `argv[argc] == 0`

**envp** is an array of environment strings, terminated by a null pointer.

When `main()` returns its value is passed to `exit()` and if that has been over-ridden and returns, `_exit()` (which must be immune to user interposition).

The initial state of the process stack, i.e. when `_start` is called is shown in figure 3.9.

---

Figure 3.9: Initial Process Stack

| Purpose   | Start Address           | Length            |
|---|-------------------------|-------------------|
| Unspecified   | High Addresses          |                   |
| Information block, including argument strings, environment strings, auxiliary information ... |                         | varies            |
| Unspecified   |                         |                   |
| Null auxiliary vector entry   |                         | 1 eightbyte       |
| Auxiliary vector entries ...  |                         | 2 eightbytes each |
| 0   |                         | eightbyte         |
| Environment pointers ...  |                         | 1 eightbyte each  |
| 0   | $8+8*\text{argc}+\%rsp$ | eightbyte         |
| Argument pointers   | $8+\%rsp$               | argc eightbytes   |
| Argument count  | $\%rsp$                 | eightbyte         |
| Undefined   | Low Addresses           |                   |

---

Argument strings, environment strings, and the auxiliary information appear in no specific order within the information block and they need not be compactly allocated.

Only the registers listed below have specified values at process entry:

**%rbp** The content of this register is unspecified at process initialization time, but the user code should mark the deepest stack frame by setting the frame pointer to zero.

**%rsp** The stack pointer holds the address of the byte with lowest address which is part of the stack. It is guaranteed to be 16-byte aligned at process entry.

**%rdx** a function pointer that the application should register with `atexit (BA_OS)`.

It is unspecified whether the data and stack segments are initially mapped with execute permissions or not. Applications which need to execute code on the stack or data segments should take proper precautions, e.g., by calling `mprotect ()`.

### 3.4.2 Thread State

New threads inherit the floating-point state of the parent thread and the state is private to the thread thereafter.

### 3.4.3 Auxiliary Vector

The auxiliary vector is an array of the following structures (ref. figure 3.10), interpreted according to the `a_type` member.

---

Figure 3.10: `auxv_t` Type Definition

```
typedef struct
{
    int a_type;
    union {
        long a_val;
        void *a_ptr;
        void (*a_fnc) ();
    } a_un;
} auxv_t;
```

---

The AMD64 ABI uses the auxiliary vector types defined in figure 3.11.

---

Figure 3.11: Auxiliary Vector Types

| Name      | Value | a_un    |
|-----------|-------|---------|
| AT_NULL   | 0     | ignored |
| AT_IGNORE | 1     | ignored |
| AT_EXECFD | 2     | a_val   |
| AT_PHDR   | 3     | a_ptr   |
| AT_PHENT  | 4     | a_val   |
| AT_PHNUM  | 5     | a_val   |
| AT_PAGESZ | 6     | a_val   |
| AT_BASE   | 7     | a_ptr   |
| AT_FLAGS  | 8     | a_val   |
| AT_ENTRY  | 9     | a_ptr   |
| AT_NOTELF | 10    | a_val   |
| AT_UID    | 11    | a_val   |
| AT_EUID   | 12    | a_val   |
| AT_GID    | 13    | a_val   |
| AT_EGID   | 14    | a_val   |

---

**AT\_NULL** The auxiliary vector has no fixed length; instead its last entry's `a_type` member has this value.

**AT\_IGNORE** This type indicates the entry has no meaning. The corresponding value of `a_un` is undefined.

**AT\_EXECFD** At process creation the system may pass control to an interpreter program. When this happens, the system places either an entry of type `AT_EXECFD` or one of type `AT_PHDR` in the auxiliary vector. The entry for type `AT_EXECFD` uses the `a_val` member to contain a file descriptor open to read the application program's object file.

**AT\_PHDR** The system may create the memory image of the application program before passing control to the interpreter program. When this happens, the `a_ptr` member of the `AT_PHDR` entry tells the interpreter where to find the program header table in the memory image.

**AT\_PHENT** The `a_val` member of this entry holds the size, in bytes, of one entry in the program header table to which the `AT_PHDR` entry points.

**AT\_PHNUM** The `a_val` member of this entry holds the number of entries in the program header table to which the `AT_PHDR` entry points.

**AT\_PAGESZ** If present, this entry's `a_val` member gives the system page size, in bytes.

**AT\_BASE** The `a_ptr` member of this entry holds the base address at which the interpreter program was loaded into memory. See “Program Header” in the System V ABI for more information about the base address.

**AT\_FLAGS** If present, the `a_val` member of this entry holds one-bit flags. Bits with undefined semantics are set to zero.

**AT\_ENTRY** The `a_ptr` member of this entry holds the entry point of the application program to which the interpreter program should transfer control.

**AT\_NOTELF** The `a_val` member of this entry is non-zero if the program is in another format than ELF.

**AT\_UID** The `a_val` member of this entry holds the real user id of the process.

**AT\_EUID** The `a_val` member of this entry holds the effective user id of the process.

**AT\_GID** The `a_val` member of this entry holds the real group id of the process.

**AT\_EGID** The `a_val` member of this entry holds the effective group id of the process.

## 3.5 Coding Examples

This section discusses example code sequences for fundamental operations such as calling functions, accessing static objects, and transferring control from one part of a program to another. Unlike previous material, this material is not normative.

### 3.5.1 Architectural Constraints

The AMD64 architecture usually does not allow an instruction to encode arbitrary 64-bit constants as immediate operand. Most instructions accept 32-bit immediates that are sign extended to the 64-bit ones. Additionally the 32-bit operations with register destinations implicitly perform zero extension making loads of 64-bit immediates with upper half set to 0 even cheaper.

Additionally the branch instructions accept 32-bit immediate operands that are sign extended and used to adjust the instruction pointer. Similarly an instruction pointer relative addressing mode exists for data accesses with equivalent limitations.

In order to improve performance and reduce code size, it is desirable to use different code models depending on the requirements.

Code models define constraints for symbolic values that allow the compiler to generate better code. Basically code models differ in addressing (absolute versus position independent), code size, data size and address range. We define only a small number of code models that are of general interest:

**Small code model** The virtual address of code executed is known at link time. Additionally all symbols are known to be located in the virtual addresses in the range from 0 to  $2^{31} - 2^{24} - 1$  or from `0x00000000` to `0x7effffff`<sup>18</sup>.

This allows the compiler to encode symbolic references with offsets in the range from  $-(2^{31})$  to  $2^{24}$  or from `0x80000000` to `0x01000000` directly in the sign extended immediate operands, with offsets in the range from 0 to  $2^{31} - 2^{24}$  or from `0x00000000` to `0x7f000000` in the zero extended immediate operands and use instruction pointer relative addressing for the symbols with offsets in the range  $-(2^{24})$  to  $2^{24}$  or `0xff000000` to `0x01000000`.

This is the fastest code model and we expect it to be suitable for the vast majority of programs.

**Kernel code model** The kernel of an operating system is usually rather small but runs in the negative half of the address space. So we define all symbols to be in the range from  $2^{64} - 2^{31}$  to  $2^{64} - 2^{24}$  or from `0xffffffff80000000` to `0xfffffffffff000000`.

---

<sup>18</sup> The number 24 is chosen arbitrarily. It allows for all memory of objects of size up to  $2^{24}$  or 16M bytes to be addressed directly because the base address of such objects is constrained to be less than  $2^{31} - 2^{24}$  or `0x7f000000`. Without such constraint only the base address would be accessible directly, but not any offsetted variant of it.

This code model has advantages similar to those of the small model, but allows encoding of zero extended symbolic references only for offsets from  $2^{31}$  to  $2^{31} + 2^{24}$  or from `0x80000000` to `0x81000000`. The range offsets for sign extended reference changes to 0 to  $2^{31} + 2^{24}$  or `0x00000000` to `0x81000000`.

**Medium code model** In the medium model, the data section is split into two parts — the data section still limited in the same way as in the small code model and the large data section having no limits except for available addressing space. The program layout must be set in a way so that large data sections (`.ldata`, `.lrodata`, `.lbss`) come after the text and data sections.

This model requires the compiler to use `movabs` instructions to access large static data and to load addresses into registers, but keeps the advantages of the small code model for manipulation of addresses in the small data and text sections (specially needed for branches).

By default only data larger than 65535 bytes will be placed in the large data section.

**Large code model** The large code model makes no assumptions about addresses and sizes of sections.

The compiler is required to use the `movabs` instruction, as in the medium code model, even for dealing with addresses inside the text section. Additionally, indirect branches are needed when branching to addresses whose offset from the current instruction pointer is unknown.

It is possible to avoid the limitation on the text section in the small and medium models by breaking up the program into multiple shared libraries, so this model is strictly only required if the text of a single function becomes larger than what the medium model allows.

**Small position independent code model (PIC)** Unlike the previous models, the virtual addresses of instructions and data are not known until dynamic link time. So all addresses have to be relative to the instruction pointer.

Additionally the maximum distance between a symbol and the end of an instruction is limited to  $2^{31} - 2^{24} - 1$  or `0x7effffff`, allowing the compiler to use instruction pointer relative branches and addressing modes supported

by the hardware for every symbol with an offset in the range  $-(2^{24})$  to  $2^{24}$  or `0xf000000` to `0x01000000`.

**Medium position independent code model (PIC)** This model is like the previous model, but similarly to the medium static model adds large data sections at the end of object files.

In the medium PIC model, the instruction pointer relative addressing can not be used directly for accessing large static data, since the offset can exceed the limitations on the size of the displacement field in the instruction. Instead an unwind sequence consisting of `movabs`, `lea` and `add` needs to be used.

**Large position independent code model (PIC)** This model is like the previous model, but makes no assumptions about the distance of symbols.

The large PIC model implies the same limitation as the medium PIC model regarding addressing of static data. Additionally, references to the global offset table and to the procedure linkage table and branch destinations need to be calculated in a similar way. Further the size of the text segment is allowed to be up to 16EB in size, hence similar restrictions apply to all address references into the text segments, including branches.

### 3.5.2 Conventions

In this document some special assembler symbols are used in the coding examples and discussion. They are:

- `name@GOT`: specifies the offset to the GOT entry for the symbol `name` from the base of the GOT.
- `name@GOTPLT`: specifies the offset to the GOT entry for the symbol `name` from the base of the GOT, implying that there is a corresponding PLT entry.
- `name@GOTOFF`: specifies the offset to the location of the symbol `name` from the base of the GOT.
- `name@GOTPCREL`: specifies the offset to the GOT entry for the symbol `name` from the current code location.
- `name@PLT`: specifies the offset to the PLT entry of symbol `name` from the current code location.

- `name@PLTOFF`: specifies the offset to the PLT entry of symbol `name` from the base of the GOT.
- `__GLOBAL_OFFSET_TABLE__`: specifies the offset to the base of the GOT from the current code location.

### 3.5.3 Position-Independent Function Prologue

In the small code model all addresses (including GOT entries) are accessible via the IP-relative addressing provided by the AMD64 architecture. Hence there is no need for an explicit GOT pointer and therefore no function prologue for setting it up is necessary.

In the medium and large code models a register has to be allocated to hold the address of the GOT in position-independent objects, because the AMD64 ISA does not support an immediate displacement larger than 32 bits.

As `%r15` is preserved across function calls, it is initialized in the function prolog to hold the GOT address<sup>19</sup> for non-leaf functions which call other functions through the PLT. Other functions are free to use any other register. Throughout this document, `%r15` will be used in examples.

---

Figure 3.12: Position-Independent Function Prolog Code  
medium model:

```
leaq    __GLOBAL_OFFSET_TABLE__(%rip),%r15 # GOTPC32 reloc
```

large model:

```
pushq   %r15                                # save %r15
leaq    lf(%rip),%r11                       # absolute %rip
1: movabs $__GLOBAL_OFFSET_TABLE__,%r15     # offset to the GOT (R_X86_64_GOTPC64)
leaq    (%r11,%r15),%r15                   # absolute address of the GOT
```

---

For the medium model the GOT pointer is directly loaded, for the large model the absolute value of `%rip` is added to the relative offset to the base of the GOT

<sup>19</sup>If, at code generation-time, it is determined that either no other functions are called (leaf functions), the called functions addresses can be resolved and are within 2GB, or no global data objects are referred to, it is not necessary to store the GOT address in `%r15` and the prolog code that initializes it may be omitted.

in order to obtain its absolute address (see figure 3.12).

### 3.5.4 Data Objects

This section describes only objects with static storage. Stack-resident objects are excluded since programs always compute their virtual address relative to the stack or frame pointers.

Because only the `movabs` instruction uses 64-bit addresses directly, depending on the code model either `%rip`-relative addressing or building addresses in registers and accessing the memory through the register has to be used.

For absolute addresses `%rip`-relative encoding can be used in the small model. In the medium model the `movabs` instruction has to be used for accessing addresses.

Position-independent code cannot contain absolute address. To access a global symbol the address of the symbol has to be loaded from the Global Offset Table. The address of the entry in the GOT can be obtained with a `%rip`-relative instruction in the small model.

## Small models

---

Figure 3.13: Absolute Load and Store (Small Model)

|  |   |
|--|---|
| <pre>extern int src[65536]; extern int dst[65536]; extern int *ptr; static int lsrc[65536];  static int ldst[65536];  static int *lptr;  dst[0] = src[0];  ptr = dst[0];  *ptr = src[0];  ldst[0] = lsrc[0];  lptr = ldst;  *lptr = lsrc[0];</pre> | <pre>.extern src .extern dst .extern ptr .local lsrc .comm lsrc,262144,4 .local ldst .comm ldst,262144,4 .local lptr .comm lptr,8,8 .text movl src(%rip), %eax movl %eax, dst(%rip)  movq \$dst, ptr(%rip)  movq ptr(%rip), %rax movl src(%rip), %edx movl %edx, (%rax)  movl lsrc(%rip), %eax movl %eax, ldst(%rip)  movq \$dst, lptr(%rip)  movq lptr(%rip), %rax movl lsrc(%rip), %edx movl %edx, (%rax)</pre> |
|--|---|

---

---

Figure 3.14: Position-Independent Load and Store (Small PIC Model)

```
extern int src[65536];
extern int dst[65536];
extern int *ptr;
static int lsrc[65536];

static int ldst[65536];

static int *lptr;

dst[0] = src[0];

ptr = dst;

*ptr = src[0];

ldst[0] = lsrc[0];

lptr = ldst;

*lptr = lsrc[0];
```

```
.extern src
.extern dst
.extern ptr
.local lsrc
.comm lsrc,262144,4
.local ldst
.comm ldst,262144,4
.local lptr
.comm lptr,8,8
.text
movq src@GOTPCREL(%rip), %rax
movl (%rax), %edx
movq dst@GOTPCREL(%rip), %rax
movl %edx, (%rax)

movq ptr@GOTPCREL(%rip), %rax
movq dst@GOTPCREL(%rip), %rdx
movq %rdx, (%rax)

movq ptr@GOTPCREL(%rip), %rax
movq (%rax), %rdx
movq src@GOTPCREL(%rip), %rax
movl (%rax), %eax
movl %eax, (%rdx)

movl lsrc(%rip), %eax
movl %eax, ldst(%rip)

lea ldst(%rip), %rdx
movq %rdx, lptr(%rip)

movq lptr(%rip), %rax
movl lsrc(%rip), %edx
movl %edx, (%rax)
```

## Medium models

---

Figure 3.15: Absolute Load and Store (Medium Model)

|   |  |
|---|--|
| <pre>extern int src[65536]; extern int dst[65536]; extern int *ptr; static int lsrc[65536];  static int ldst[65536];  static int *lptr;  dst[0] = src[0];  ptr = dst;  *ptr = src[0];  ldst[0] = lsrc[0];  lptr = ldst;  *lptr = lsrc[0];</pre> | <pre>.extern src .extern dst .extern ptr .local lsrc .comm lsrc,262144,4<sup>20</sup> .local ldst .comm ldst,262144,4 .local lptr .comm lptr,8,8 .text movabsl src, %eax movabsl %eax, dst  movabsq \$dst,%rdx movq %rdx, ptr  movq ptr(%rip),%rdx movabsl src,%eax movl %eax, (%rdx)  movabsl lsrc, %eax movabsl %eax, ldst  movabsq \$ldst,%rdx movabsq %rdx, lptr  movq lptr(%rip),%rdx movabsl lsrc,%eax movl %eax, (%rdx)</pre> |
|---|--|

---

---

Figure 3.16: Position-Independent Load and Store (Medium PIC Model)

```
extern int src[65536];
extern int dst[65536];
extern int *ptr;
static int lsrc[65536];

static int ldst[65536];

static int *lptr;

dst[0] = src[0];

ptr = dst;

*ptr = src[0];
```

```
.extern src
.extern dst
.extern ptr
.local lsrc
.comm lsrc,262144,4
.local ldst
.comm ldst,262144,4
.local lptr
.comm lptr,8,8
.text
movq src@GOTPCREL(%rip), %rax
movl (%rax), %edx
movq dst@GOTPCREL(%rip), %rax
movl %edx, (%rax)

movq ptr@GOTPCREL(%rip), %rax
movq dst@GOTPCREL(%rip), %rdx
movq %rdx, (%rax)

movq ptr@GOTPCREL(%rip), %rax
movq (%rax), %rdx
movq src@GOTPCREL(%rip), %rax
movl (%rax), %eax
movl %eax, (%rdx)
```

---

Figure 3.17: Position-Independent Load and Store (Medium PIC Model), continued

|   |  |
|---|--|
| <pre>ldst[0] = lsrc[0];  lptr = ldst;  *lptr = lsrc[0];</pre> | <pre>movabsq  lsrc@GOTOFF64, %rax movl     (%rax,%r15), %eax movabsq  ldst@GOTOFF64, %rdx movl     %eax, (%rdx,%r15)  movabsq  ldst@GOTOFF64, %rax addq    %r15, %rax movq    %rax, lptr(%rip)  movabsq  lsrc@GOTOFF64, %rax movl     (%rax,%r15), %eax movq    lptr(%rip), %rdx movl     %eax, (%rdx)</pre> |
|---|--|

---

## Large Models

Again, in order to access data at any position in the 64-bit addressing space, it is necessary to calculate the address explicitly<sup>21</sup>, not unlike the medium code model.

---

<sup>21</sup> If, at code generation-time, it is determined that a referred to global data object address is resolved within 2GB, the `%rip-relative` addressing mode can be used instead. See example in figure 3.19.

Figure 3.18: Absolute Global Data Load and Store

|  |   |
|--|---|
| static int src;<br>static int dst;<br>extern int *ptr; | Lsrc: .long<br>Ldst: .long<br>.extern ptr   |
| dst = src;   | movabs \$Lsrc,%rax ; R_X86_64_64<br>movabs \$Ldst,%rdx ; R_X86_64_64<br>movl (%rax),%ecx<br>movl %ecx,(%rdx)                    |
| ptr = &dst;  | movabs \$ptr,%rax ; R_X86_64_64<br>movabs \$Ldst,%rdx ; R_X86_64_64<br>movq %rdx,(%rax)   |
| *ptr = src;  | movabs \$Lsrc,%rax ; R_X86_64_64<br>movabs \$ptr,%rdx ; R_X86_64_64<br>movl (%rax),%ecx<br>movq (%rdx),%rdx<br>movl %ecx,(%rdx) |

Figure 3.19: Faster Absolute Global Data Load and Store

|             |   |
|-------------|---|
| *ptr = src; | movabs \$ptr,%rdx ; R_X86_64_64<br>movl Lsrc(%rip),%ecx<br>movq (%rdx),%rdx<br>movl %ecx,(%rdx) |
|-------------|---|

For position-independent code access to both static and external global data assumes that the GOT address is stored in a dedicated register. In these examples we assume it is in `%r15`<sup>22</sup> (see Function Prologue):

<sup>22</sup>If, at code generation-time, it is determined that a referred to global data object address is resolved within 2GB, the `%rip`-relative addressing mode can be used instead. See example in figure 3.21.

---

Figure 3.20: Position-Independent Global Data Load and Store

|  |   |
|--|---|
| static int src;<br>static int dst;<br>extern int *ptr; | Lsrc: .long<br>Ldst: .long<br>.extern ptr   |
| dst = src;   | movabs \$Lsrc@GOTOFF,%rax ; R_X86_64_GOTOFF64<br>movabs \$Ldst@GOTOFF,%rdx ; R_X86_64_GOTOFF64<br>movl (%rax,%r15),%ecx<br>movl %ecx,(%rdx,%r15)              |
| ptr = &dst;  | movabs \$ptr@GOT,%rax ; R_X86_64_GOT64<br>movabs \$Ldst@GOTOFF,%rdx ; R_X86_64_GOTOFF64<br>movq (%rax,%r15),%rax<br>leaq (%rdx,%r15),%rcx<br>movq %rcx,(%rax) |
| *ptr = src;  | movabs \$Lsrc@GOTOFF,%rax ; R_X86_64_GOTOFF64<br>movabs \$ptr@GOT,%rdx ; R_X86_64_GOT64<br>movl (%rax,%r15),%ecx<br>movq (%rdx,%r15),%rdx<br>movl %ecx,(%rdx) |

---

Figure 3.21: Faster Position-Independent Global Data Load and Store

|             |   |
|-------------|---|
| *ptr = src; | movabs \$ptr@GOT,%rdx ; R_X86_64_GOT64<br>movl Lsrc(%rip),%ecx<br>movq (%rdx,%r15),%rdx<br>movl %ecx,(%rdx) |
|-------------|---|

## 3.5.5 Function Calls

### Small and Medium Models

---

Figure 3.22: Position-Independent Direct Function Call (Small and Medium Model)

|  |  |
|--|--|
| <pre>extern void function (); function ();</pre> | <pre>.globl function call function@PLT</pre> |
|--|--|

---

Figure 3.23: Position-Independent Indirect Function Call

|  |   |
|--|---|
| <pre>extern void (*ptr) (); extern void name (); ptr = name;  (*ptr) ();</pre> | <pre>.globl ptr, name  movq ptr@GOTPCREL(%rip), %rax movq name@GOTPCREL(%rip), %rdx movq %rdx, (%rax)  movq ptr@GOTPCREL(%rip), %rax call *(%rax)</pre> |
|--|---|

---

### Large models

It cannot be assumed that a function is within 2GB in general. Therefore, it is necessary to explicitly calculate the desired address reaching the whole 64-bit address space.

Figure 3.24: Absolute Direct and Indirect Function Call

|  |   |
|--|---|
| static void (*ptr) (void);<br>extern void foo (void);<br>static void bar (void); | Lptr: .quad<br>.globl foo<br>Lbar: ...  |
| foo ();<br><br>bar ();   | movabs \$foo,%r11 ; R_X86_64_64<br>call *%r11<br><br>movabs \$Lbar,%r11 ; R_X86_64_64<br>call *%r11   |
| ptr = foo;<br><br>ptr = bar;   | movabs \$Lptr,%rax ; R_X86_64_64<br>movabs \$foo,%r11 ; R_X86_64_64<br>movq %r11, (%rax)<br><br>movabs \$Lbar,%r11 ; R_X86_64_64<br>movq %r11, (%rax) |
| (*ptr) ();   | movabs \$Lptr,%r11 ; R_X86_64_64<br>call *(%r11)  |

And in the case of position-independent objects <sup>23</sup>:

Figure 3.25: Position-Independent Direct and Indirect Function Call

|  |  |
|--|--|
| static void (*ptr) (void);<br>extern void foo (void);<br>static void bar (void); | Lptr: .quad<br>.globl foo<br>Lbar: ...   |
| foo ();<br><br>bar ();   | movabs \$foo@GOT,%r11 ; R_x86_64_GOTPLT64<br>call *(%r11,%r15)<br><br>movabs \$Lbar@GOTOFF,%r11 ; R_X86_64_GOTOFF64<br>leaq (%r11,%r15),%r11<br>call *%r11   |
| ptr = foo;<br><br>ptr = bar;   | movabs \$Lptr@GOTOFF,%rax ; R_X86_64_GOTOFF64<br>movabs \$foo@PLTOFF,%r11 ; R_X86_64_PLTOFF64<br>leaq (%r11,%r15),%r11<br>movq %r11, (%rax,%r15)<br><br>movabs \$Lbar@GOTOFF,%r11 ; R_X86_64_GOTOFF64<br>leaq (%r11,%r15),%r11<br>movq %r11, (%rax,%r15) |
| (*ptr) ();   | movabs \$Lptr@GOTOFF,%r11 ; R_X86_64_GOTOFF64<br>call *(%r11,%r15)   |

<sup>23</sup>See subsection “Implementation advice” for some optimizations.

## Implementation advice

If, at code generation-time, certain conditions are determined, it's possible to generate faster or smaller code sequences as the large model normally requires. When:

**(absolute) target of function call is within 2GB** , a direct call or `%rip`-relative addressing might be used:

|                         |   |
|-------------------------|---|
| <code>bar ();</code>    | <code>call Lbar</code>  |
| <code>ptr = bar;</code> | <code>movabs \$Lptr,%rax ; R_X86_64_64</code><br><code>leaq \$Lbar(%rip),%r11</code><br><code>movq %r11,(%rax)</code> |

**(PIC) the base of GOT is within 2GB** an indirect call to the GOT entry might be implemented like so:

|                      |  |
|----------------------|--|
| <code>foo ();</code> | <code>call *(foo@GOT) ; R_X86_64_GOTPCREL</code> |
|----------------------|--|

**(PIC) the base of PLT is within 2GB** , the PLT entry may be referred to relatively to `%rip`:

|                         |   |
|-------------------------|---|
| <code>ptr = foo;</code> | <code>movabs \$Lptr@GOTOFF,%rax ; R_X86_64_GOTOFF64</code><br><code>leaq \$foo@PLT(%rip),%r11 ; R_X86_64_PLT32</code><br><code>movq %r11,(%rax,%r15)</code> |
|-------------------------|---|

**(PIC) target of function call is within 2GB** and is either not global or bound locally, a direct call to the symbol may be used or it may be referred to relatively to `%rip`:

|                         |   |
|-------------------------|---|
| <code>bar ();</code>    | <code>call Lbar</code>  |
| <code>ptr = bar;</code> | <code>movabs \$Lptr@GOTOFF,%rax ; R_X86_64_GOTOFF64</code><br><code>leaq \$Lbar(%rip),%r11</code><br><code>movq %r11,(%rax,%r15)</code> |

## 3.5.6 Branching

### Small and Medium Models

As all labels are within 2GB no special care has to be taken when implementing branches. The full AMD64 ISA is usable.

### Large Models

Because functions can be theoretically up to 16EB long, the maximum 32-bit displacement of conditional and unconditional branches in the AMD64 ISA are

not enough to address the branch target. Therefore, a branch target address is calculated explicitly<sup>24</sup>. For absolute objects:

Figure 3.26: Absolute Branching Code

|             |                                   |
|-------------|-----------------------------------|
| if (!a)     | testl %eax,%eax                   |
| {           | jnz 1f                            |
| ...         | movabs \$2f,%r11 ; R_X86_64_64    |
|             | jmpq *%r11                        |
| 1:          | ...                               |
| 2:          |                                   |
| goto Label; | movabs \$Label,%r11 ; R_X86_64_64 |
| ...         | jmpq *%r11                        |
| Label:      | ...                               |
|             | Label:                            |

Figure 3.27: Implicit Calculation of Target Address

|             |                 |
|-------------|-----------------|
| if (!a)     | testl %eax,%eax |
| {           | jz 2f           |
| ...         | 1: ...          |
|             | 2: ...          |
| goto Label; | jmp Label       |
| ...         | ...             |
| Label:      | Label:          |

For position-independent objects:

<sup>24</sup>If, at code generation-time, it is determined that the target addresses are within 2GB, alternatively, branch target addresses may be calculated implicitly (see figure 3.27)

Figure 3.28: Position-Independent Branching Code

|   |   |
|---|---|
| <pre> if (!a) {     ... } </pre>        | <pre> testl    %eax,%eax jnz     1f movabs  \$2f@GOTOFF,%r11    ; R_X86_64_GOTOFF64 leaq    (%r11,%r15),%r11 jmpq    *%r11 1:     ... 2: </pre> |
| <pre> goto Label; ... ... Label: </pre> | <pre> movabs  \$Label@GOTOFF,%r11 ; R_X86_64_GOTOFF64 leaq    (%r11,%r15),%r11 jmpq    *%r11  Label: </pre>                                     |

For absolute objects, the implementation of the `switch` statement is:

Figure 3.29: Absolute Switch Code

|   |  |
|---|--|
| <pre> switch (a) {     ...     case 0:     ...     case 2:     ... } </pre> | <pre> cml    \$0,%eax jl     .Ldefault cml    \$2,%eax jg     .Ldefault movabs \$.Ltable,%r11    ; R_X86_64_64 jmpq   *(%r11,%eax,8) .section .lrodata,"aLM",@progbits,8 .align 8 .Ltable: .quad .Lcase0        ; R_X86_64_64         .quad .Ldefault      ; R_X86_64_64         .quad .Lcase2        ; R_X86_64_64         .previous default: .Ldefault:         ...         ... case 0:  .Lcase0:         ...         ... case 2:  .Lcase2:         ...         ... </pre> |
|---|--|

When building position-independent objects, the `switch` statement implementation changes to:

Figure 3.30: Position-Independent Switch Code

|                           |   |
|---------------------------|---|
| <pre> switch (a) { </pre> | <pre>     cmpl    \$0,%eax     jl     .Ldefault     cmpl    \$2,%eax     jg     .Ldefault     movabs  \$.Ltable@GOTOFF,%r11 ; R_X86_64_GOTOFF64     leaq   (%r11,%r15),%r11     movq   *(%r11,%eax,8),%r11     leaq   (%r11,%r15),%r11     jmpq   *%r11     .section .lrodata,"aLM",@progbits,8     .align 8     .Ltable: .quad .Lcase0@GOTOFF      ; R_X86_64_GOTOFF64              .quad .Ldefault@GOTOFF   ; R_X86_64_GOTOFF64              .quad .Lcase2@GOTOFF     ; R_X86_64_GOTOFF64              .previous     default: .Ldefault:     ...     ...     case 0:  .Lcase0:     ...     ...     case 2:  .Lcase2:     ...     ... } </pre> |
|---------------------------|---|

25

### 3.5.7 Variable Argument Lists

Some otherwise portable C programs depend on the argument passing scheme, implicitly assuming that all arguments are passed on the stack, and arguments appear in increasing order on the stack. Programs that make these assumptions never have been portable, but they have worked on many implementations. However, they do not work on the AMD64 architecture because some arguments are passed in registers. Portable C programs must use the header file `<stdarg.h>` in order to handle variable argument lists.

When a function taking variable-arguments is called, `%rax` must be set to the total number of floating point parameters passed to the function in vector regis-

<sup>25</sup>The jump-table is emitted in a different section so as to occupy cache lines without instruction bytes, thus avoiding exclusive cache subsystems to thrash.

ters.<sup>26</sup>

When `__m256` is passed as variable-argument, it should always be passed on stack. Only named `__m256` arguments may be passed in register as specified in section 3.2.3.

---

Figure 3.31: Parameter Passing Example with Variable-Argument List

```
int a, b;
long double ld;
double m, n;
__m256 u, y;

extern void func (int a, double m, __m256 u, ...);

func (a, m, u, b, ld, y, n);
```

---

Figure 3.32: Register Allocation Example for Variable-Argument List

| General Purpose Registers | Floating Point Registers | Stack Frame Offset |
|---------------------------|--------------------------|--------------------|
| <code>%rdi:</code> a      | <code>%xmm0:</code> m    | 0: ld              |
| <code>%rsi:</code> b      | <code>%ymm1:</code> u    | 32: y              |
| <code>%rax:</code> 3      | <code>%xmm2:</code> n    |                    |

---

### The Register Save Area

The prologue of a function taking a variable argument list and known to call the macro `va_start` is expected to save the argument registers to the *register save area*. Each argument register has a fixed offset in the register save area as defined in the figure 3.33.

Only registers that might be used to pass arguments need to be saved. Other registers are not accessed and can be used for other purposes. If a function is

---

<sup>26</sup>This implies that the only legal values for `%rax` when calling a function with variable-argument lists are 0 to 8 (inclusive).

known to never accept arguments passed in registers<sup>27</sup>, the register save area may be omitted entirely.

The prologue should use `%rax` to avoid unnecessarily saving XMM registers. This is especially important for integer only programs to prevent the initialization of the XMM unit.

---

Figure 3.33: Register Save Area

| Register            | Offset |
|---------------------|--------|
| <code>%rdi</code>   | 0      |
| <code>%rsi</code>   | 8      |
| <code>%rdx</code>   | 16     |
| <code>%rcx</code>   | 24     |
| <code>%r8</code>    | 32     |
| <code>%r9</code>    | 40     |
| <code>%xmm0</code>  | 48     |
| <code>%xmm1</code>  | 64     |
| ...                 |        |
| <code>%xmm15</code> | 288    |

---

### The `va_list` Type

The `va_list` type is an array containing a single element of one structure containing the necessary information to implement the `va_arg` macro. The C definition of `va_list` type is given in figure 3.34.

---

<sup>27</sup>This fact may be determined either by exploring types used by the `va_arg` macro, or by the fact that the named arguments already are exhausted the argument registers entirely.

---

Figure 3.34: `va_list` Type Declaration

```
typedef struct {
    unsigned int gp_offset;
    unsigned int fp_offset;
    void *overflow_arg_area;
    void *reg_save_area;
} va_list[1];
```

---

### The `va_start` Macro

The `va_start` macro initializes the structure as follows:

**reg\_save\_area** The element points to the start of the register save area.

**overflow\_arg\_area** This pointer is used to fetch arguments passed on the stack. It is initialized with the address of the first argument passed on the stack, if any, and then always updated to point to the start of the next argument on the stack.

**gp\_offset** The element holds the offset in bytes from `reg_save_area` to the place where the next available general purpose argument register is saved. In case all argument registers have been exhausted, it is set to the value 48 ( $6 * 8$ ).

**fp\_offset** The element holds the offset in bytes from `reg_save_area` to the place where the next available floating point argument register is saved. In case all argument registers have been exhausted, it is set to the value 304 ( $6 * 8 + 16 * 16$ ).

### The `va_arg` Macro

The algorithm for the generic `va_arg(l, type)` implementation is defined as follows:

1. Determine whether `type` may be passed in the registers. If not go to step 7.

2. Compute `num_gp` to hold the number of general purpose registers needed to pass `type` and `num_fp` to hold the number of floating point registers needed.

3. Verify whether arguments fit into registers. In the case:

$$l->gp\_offset > 48 - num\_gp * 8$$

or

$$l->fp\_offset > 304 - num\_fp * 16$$

go to step 7.

4. Fetch `type` from `l->reg_save_area` with an offset of `l->gp_offset` and/or `l->fp_offset`. This may require copying to a temporary location in case the parameter is passed in different register classes or requires an alignment greater than 8 for general purpose registers and 16 for XMM registers.

5. Set:

$$l->gp\_offset = l->gp\_offset + num\_gp * 8$$
$$l->fp\_offset = l->fp\_offset + num\_fp * 16.$$

6. Return the fetched `type`.

7. Align `l->overflow_arg_area` upwards to a 16 byte boundary if alignment needed by `type` exceeds 8 byte boundary.

8. Fetch `type` from `l->overflow_arg_area`.

9. Set `l->overflow_arg_area` to:

$$l->overflow\_arg\_area + sizeof(type)$$

10. Align `l->overflow_arg_area` upwards to an 8 byte boundary.

11. Return the fetched `type`.

The `va_arg` macro is usually implemented as a compiler builtin and expanded in simplified forms for each particular type. Figure 3.35 is a sample implementation of the `va_arg` macro.

Figure 3.35: Sample Implementation of `va_arg(l, int)`

|                     |                   |  |                               |
|---------------------|-------------------|--|-------------------------------|
|                     | <code>movl</code> | <code>l-&gt;gp_offset, %eax</code>         |                               |
|                     | <code>cmpl</code> | <code>\$48, %eax</code>                    | Is register available?        |
|                     | <code>jae</code>  | <code>stack</code>                         | If not, use stack             |
|                     | <code>leal</code> | <code>\$8(%rax), %edx</code>               | Next available register       |
|                     | <code>addq</code> | <code>l-&gt;reg_save_area, %rax</code>     | Address of saved register     |
|                     | <code>movl</code> | <code>%edx, l-&gt;gp_offset</code>         | Update <code>gp_offset</code> |
|                     | <code>jmp</code>  | <code>fetch</code>                         |                               |
| <code>stack:</code> | <code>movq</code> | <code>l-&gt;overflow_arg_area, %rax</code> | Address of stack slot         |
|                     | <code>leaq</code> | <code>8(%rax), %rdx</code>                 | Next available stack slot     |
|                     | <code>movq</code> | <code>%rdx, l-&gt;overflow_arg_area</code> | Update                        |
| <code>fetch:</code> | <code>movl</code> | <code>(%rax), %eax</code>                  | Load argument                 |

## 3.6 DWARF Definition

This section<sup>28</sup> defines the Debug With Arbitrary Record Format (DWARF) debugging format for the AMD64 processor family. The AMD64 ABI does not define a debug format. However, all systems that do implement DWARF on AMD64 shall use the following definitions.

DWARF is a specification developed for symbolic, source-level debugging. The debugging information format does not favor the design of any compiler or debugger. For more information on DWARF, see *DWARF Debugging Information Format*, revision: Version 3, January, 2006, Free Standards Group, DWARF Standard Committee. It's available at: <http://www.dwarfstd.org/>.

<sup>28</sup>This section is structured in a way similar to the PowerPC psABI

### 3.6.1 DWARF Release Number

The DWARF definition requires some machine-specific definitions. The register number mapping needs to be specified for the AMD64 registers. In addition, the DWARF Version 3 specification requires processor-specific address class codes to be defined.

### 3.6.2 DWARF Register Number Mapping

Table 3.36<sup>29</sup> outlines the register number mapping for the AMD64 processor family.<sup>30</sup>

## 3.7 Stack Unwind Algorithm

The stack frames are not self descriptive and where stack unwinding is desirable (such as for exception handling) additional unwind information needs to be generated. The information is stored in an allocatable section `.eh_frame` whose format is identical to `.debug_frame` defined by the DWARF debug information standard, see *DWARF Debugging Information Format*, with the following extensions:

**Position independence** In order to avoid load time relocations for position independent code, the FDE CIE offset pointer should be stored relative to the start of CIE table entry. Frames using this extension of the DWARF standard must set the CIE identifier tag to 1.

**Outgoing arguments area delta** To maintain the size of the temporarily allocated outgoing arguments area present on the end of the stack (when using `push` instructions), operation `GNU_ARGS_SIZE` (0x2e) can be used. This operation takes a single `uleb128` argument specifying the current size. This information is used to adjust the stack frame when jumping into the exception handler of the function after unwinding the stack frame. Additionally the CIE Augmentation shall contain an exact specification of the encoding used. It is recommended to use a PC relative encoding whenever possible and adjust the size according to the code model used.

---

<sup>29</sup>The table defines Return Address to have a register number, even though the address is stored in `0(%rsp)` and not in a physical register.

<sup>30</sup>This document does not define mappings for privileged registers.

Figure 3.36: DWARF Register Number Mapping

| Register Name                    | Number | Abbreviation |
|----------------------------------|--------|--------------|
| General Purpose Register RAX     | 0      | %rax         |
| General Purpose Register RDX     | 1      | %rdx         |
| General Purpose Register RCX     | 2      | %rcx         |
| General Purpose Register RBX     | 3      | %rbx         |
| General Purpose Register RSI     | 4      | %rsi         |
| General Purpose Register RDI     | 5      | %rdi         |
| Frame Pointer Register RBP       | 6      | %rbp         |
| Stack Pointer Register RSP       | 7      | %rsp         |
| Extended Integer Registers 8-15  | 8-15   | %r8-%r15     |
| Return Address RA                | 16     |              |
| Vector Registers 0-7             | 17-24  | %xmm0-%xmm7  |
| Extended Vector Registers 8-15   | 25-32  | %xmm8-%xmm15 |
| Floating Point Registers 0-7     | 33-40  | %st0-%st7    |
| MMX Registers 0-7                | 41-48  | %mm0-%mm7    |
| Flag Register                    | 49     | %rFLAGS      |
| Segment Register ES              | 50     | %es          |
| Segment Register CS              | 51     | %cs          |
| Segment Register SS              | 52     | %ss          |
| Segment Register DS              | 53     | %ds          |
| Segment Register FS              | 54     | %fs          |
| Segment Register GS              | 55     | %gs          |
| Reserved                         | 56-57  |              |
| FS Base address                  | 58     | %fs.base     |
| GS Base address                  | 59     | %gs.base     |
| Reserved                         | 60-61  |              |
| Task Register                    | 62     | %tr          |
| LDT Register                     | 63     | %ldtr        |
| 128-bit Media Control and Status | 64     | %mxcsr       |
| x87 Control Word                 | 65     | %fcw         |
| x87 Status Word                  | 66     | %fsw         |

Figure 3.37: Pointer Encoding Specification Byte

| Mask | Meaning  |
|------|--|
| 0x1  | Values are stored as <code>uleb128</code> or <code>sleb128</code> type (according to flag 0x8) |
| 0x2  | Values are stored as 2 bytes wide integers ( <code>udata2</code> or <code>sdata2</code> )      |
| 0x3  | Values are stored as 4 bytes wide integers ( <code>udata4</code> or <code>sdata4</code> )      |
| 0x4  | Values are stored as 8 bytes wide integers ( <code>udata8</code> or <code>sdata8</code> )      |
| 0x8  | Values are signed  |
| 0x10 | Values are PC relative   |
| 0x20 | Values are text section relative   |
| 0x30 | Values are data section relative   |
| 0x40 | Values are relative to the start of function   |

**CIE Augmentations:** The augmentation field is formatted according to the augmentation field formatting string stored in the CIE header.

The string may contain the following characters:

- z** Indicates that a `uleb128` is present determining the size of the augmentation section.
- L** Indicates the encoding (and thus presence) of an LSDA pointer in the FDE augmentation.  
The data field consists of a single byte specifying the way pointers are encoded. It is a mask of the values specified by the table 3.37.  
The default DWARF3 pointer encoding (direct 4-byte absolute pointers) is represented by value 0.
- R** Indicates a non-default pointer encoding for FDE code pointers. The formatting is represented by a single byte in the same way as in the 'L' command.
- P** Indicates the presence and an encoding of a language personality routine in the CIE augmentation. The encoding is represented by a single byte in the same way as in the 'L' command followed by a pointer to the personality function encoded by the specified encoding.

When the augmentation is present, the first command must always be 'z' to allow easy skipping of the information.

In order to simplify manipulation of the unwind tables, the runtime library provide higher level API to stack unwinding mechanism, for details see section 6.2.

# Chapter 4

## Object Files

### 4.1 ELF Header

#### 4.1.1 Machine Information

For file identification in `e_ident`, the AMD64 architecture requires the following values.

---

Table 4.1: AMD64 Identification

| Position                       | Value       |
|--------------------------------|-------------|
| <code>e_ident[EI_CLASS]</code> | ELFCLASS64  |
| <code>e_ident[EI_DATA]</code>  | ELFDATA2LSB |

---

Processor identification resides in the ELF headers `e_machine` member and must have the value `EM_X86_64`.<sup>1</sup>

#### 4.1.2 Number of Program Headers

The `e_phnum` member contains the number of entries in the program header table. The product of `e_phentsize` and `e_phnum` gives the table's size in bytes. If a file has no program header table, `e_phnum` holds the value zero.

---

<sup>1</sup>The value of this identifier is 62.

If the number of program headers is greater than or equal to `PN_XNUM` (`0xffff`), this member has the value `PN_XNUM` (`0xffff`). The actual number of program header table entries is contained in the `sh_info` field of the section header at index 0. Otherwise, the `sh_info` member of the initial entry contains the value zero.

## 4.2 Sections

### 4.2.1 Section Flags

In order to allow linking object files of different code models, it is necessary to provide for a way to differentiate those sections which may hold more than 2GB from those which may not. This is accomplished by defining a processor-specific section attribute flag for `sh_flag` (see table 4.2).

---

Table 4.2: AMD64 Specific Section Header Flag, `sh_flags`

| Name                          | Value                   |
|-------------------------------|-------------------------|
| <code>SHF_X86_64_LARGE</code> | <code>0x10000000</code> |

---

**SHF\_X86\_64\_LARGE** If an object file section does *not* have this flag set, then it may not hold more than 2GB and can be freely referred to in objects using smaller code models. Otherwise, only objects using larger code models can refer to them. For example, a medium code model object can refer to data in a section that sets this flag besides being able to refer to data in a section that does not set it; likewise, a small code model object can refer only to code in a section that does not set this flag.

## 4.2.2 Section types

---

Table 4.3: Section Header Types

| sh_type name      | Value      |
|-------------------|------------|
| SHT_X86_64_UNWIND | 0x70000001 |

---

**SHT\_X86\_64\_UNWIND** This section contains unwind function table entries for stack unwinding. The contents are described in Section 4.2.4 of this document.

## 4.2.3 Special Sections

---

Table 4.4: Special sections

| Name      | Type              | Attributes              |
|-----------|-------------------|-------------------------|
| .got      | SHT_PROGBITS      | SHF_ALLOC+SHF_WRITE     |
| .plt      | SHT_PROGBITS      | SHF_ALLOC+SHF_EXECINSTR |
| .eh_frame | SHT_X86_64_UNWIND | SHF_ALLOC               |

---

**.got** This section holds the global offset table.

**.plt** This section holds the procedure linkage table.

**.eh\_frame** This section holds the unwind function table. The contents are described in Section 4.2.4 of this document.

The additional sections defined in table 4.5 are used by a system supporting the large code model.

---

Table 4.5: Additional Special Sections for the Large Code Model

| Name                   | Type                      | Attributes  |
|------------------------|---------------------------|---|
| <code>.lbss</code>     | <code>SHT_NOBITS</code>   | <code>SHF_ALLOC+SHF_WRITE+SHF_X86_64_LARGE</code>     |
| <code>.ldata</code>    | <code>SHT_PROGBITS</code> | <code>SHF_ALLOC+SHF_WRITE+SHF_X86_64_LARGE</code>     |
| <code>.ldata1</code>   | <code>SHT_PROGBITS</code> | <code>SHF_ALLOC+SHF_WRITE+SHF_X86_64_LARGE</code>     |
| <code>.lgot</code>     | <code>SHT_PROGBITS</code> | <code>SHF_ALLOC+SHF_WRITE+SHF_X86_64_LARGE</code>     |
| <code>.lplt</code>     | <code>SHT_PROGBITS</code> | <code>SHF_ALLOC+SHF_EXECINSTR+SHF_X86_64_LARGE</code> |
| <code>.lrodata</code>  | <code>SHT_PROGBITS</code> | <code>SHF_ALLOC+SHF_X86_64_LARGE</code>               |
| <code>.lrodata1</code> | <code>SHT_PROGBITS</code> | <code>SHF_ALLOC+SHF_X86_64_LARGE</code>               |
| <code>.ltext</code>    | <code>SHT_PROGBITS</code> | <code>SHF_ALLOC+SHF_EXECINSTR+SHF_X86_64_LARGE</code> |

---

In order to enable static linking of objects using different code models, the following section ordering is suggested:

```
.plt .init .fini .text .got .rodata .rodata1 .data .data1 .bss
```

These sections can have a combined size of up to 2GB.

```
.lplt .ltext .lgot .lrodata .lrodata1 .ldata .ldata1 .lbss
```

These sections plus the above can have a combined size of up to 16EB.

#### 4.2.4 EH\_FRAME sections

The call frame information needed for unwinding the stack is output into one or more ELF sections of type `SHT_X86_64_UNWIND`. In the simplest case there will be one such section per object file and it will be named `.eh_frame`. An `.eh_frame` section consists of one or more subsections. Each subsection contains a CIE (Common Information Entry) followed by varying number of FDEs (Frame Descriptor Entry). A FDE corresponds to an explicit or compiler generated function in a compilation unit, all FDEs can access the CIE that begins their subsection for data. If the code for a function is not one contiguous block, there will be a separate FDE for each contiguous sub-piece.

If an object file contains C++ template instantiations there shall be a separate CIE immediately preceding each FDE corresponding to an instantiation.

Using the preferred encoding specified below, the `.eh_frame` section can be entirely resolved at link time and thus can become part of the text segment.

`EH_PE` encoding below refers to the pointer encoding as specified in the enhanced LSB Chapter 7 for `Eh_Frame_Hdr`.

Table 4.6: Common Information Entry (CIE)

| Field                             | Length (byte) | Description   |
|-----------------------------------|---------------|---|
| Length                            | 4             | Length of the CIE (not including this 4-byte field)   |
| CIE id                            | 4             | Value 0 for <code>.eh_frame</code> (used to distinguish CIEs and FDEs when scanning the section)  |
| Version                           | 1             | Value One (1)   |
| CIE Augmentation String           | string        | Null-terminated string with legal values being "" or 'z' optionally followed by single occurrences of 'P', 'L', or 'R' in any order. The presence of character(s) in the string dictates the content of field 8, the Augmentation Section. Each character has one or two associated operands in the AS (see table 4.7 for which ones). Operand order depends on position in the string ('z' must be first). |
| Code Align Factor                 | uleb128       | To be multiplied with the "Advance Location" instructions in the Call Frame Instructions  |
| Data Align Factor                 | sleb128       | To be multiplied with all offsets in the Call Frame Instructions  |
| Ret Address Reg                   | 1/uleb128     | A "virtual" register representation of the return address. In Dwarf V2, this is a byte, otherwise it is uleb128. It is a byte in gcc 3.3.x  |
| Optional CIE Augmentation Section | varying       | Present if Augmentation String in Augmentation Section field 4 is not 0. See table 4.7 for the content.   |
| Optional Call Frame Instructions  | varying       |   |

---

Table 4.7: CIE Augmentation Section Content

| Char | Operands            | Length (byte) | Description  |
|------|---------------------|---------------|--|
| z    | size                | uleb128       | Length of the remainder of the Augmentation Section  |
| P    | personality_enc     | 1             | Encoding specifier - preferred value is a pc-relative, signed 4-byte   |
|      | personality routine | (encoded)     | Encoded pointer to personality routine (actually to the PLT entry for the personality routine)   |
| R    | code_enc            | 1             | Non-default encoding for the code-pointers (FDE members <code>initial_location</code> and <code>address_range</code> and the operand for <code>DW_CFA_set_loc</code> ) - preferred value is pc-relative, signed 4-byte |
| L    | lsda_enc            | 1             | FDE augmentation bodies may contain LSDA pointers. If so they are encoded as specified here - preferred value is pc-relative, signed 4-byte possibly indirect thru a GOT entry   |

---

Table 4.8: Frame Descriptor Entry (FDE)

| Field                             | Length (byte) | Description  |
|-----------------------------------|---------------|--|
| Length                            | 4             | Length of the FDE (not including this 4-byte field)  |
| CIE pointer                       | 4             | Distance from this field to the nearest preceding CIE (the value is subtracted from the current address). This value can never be zero and thus can be used to distinguish CIE's and FDE's when scanning the <code>.eh_frame</code> section  |
| Initial Location                  | var           | Reference to the function code corresponding to this FDE. If 'R' is missing from the CIE Augmentation String, the field is an 8-byte absolute pointer. Otherwise, the corresponding <code>EH_PE</code> encoding in the CIE Augmentation Section is used to interpret the reference                 |
| Address Range                     | var           | Size of the function code corresponding to this FDE. If 'R' is missing from the CIE Augmentation String, the field is an 8-byte unsigned number. Otherwise, the size is determined by the corresponding <code>EH_PE</code> encoding in the CIE Augmentation Section (the value is always absolute) |
| Optional FDE Augmentation Section | var           | Present if CIE Augmentation String is non-empty. See table 4.9 for the content.  |
| Optional Call Frame Instructions  | var           |  |

Table 4.9: FDE Augmentation Section Content

| Char | Operands | Length (byte) | Description  |
|------|----------|---------------|--|
| z    | length   | uleb128       | Length of the remainder of the Augmentation Section  |
| L    | LSDA     | var           | LSDA pointer, encoded in the format specified by the corresponding operand in the CIE's augmentation body. (only present if length > 0). |

The existence and size of the optional call frame instruction area must be computed based on the overall size and the offset reached while scanning the preceding fields of the CIE or FDE.

The overall size of a `.eh_frame` section is given in the ELF section header. The only way to determine the number of entries is to scan the section until the end, counting entries as they are encountered.

### 4.3 Symbol Table

The discussion of "Function Addresses" in Section 5.2 defines some special values for symbol table fields.

The `STT_GNU_IFUNC`<sup>2</sup> symbol type is optional. It is the same as `STT_FUNC` except that it always points to a function or piece of executable code which takes no arguments and returns a function pointer. If an `STT_GNU_IFUNC` symbol is referred to by a relocation, then evaluation of that relocation is delayed until load-time. The value used in the relocation is the function pointer returned by an invocation of the `STT_GNU_IFUNC` symbol.

The purpose of the `STT_GNU_IFUNC` symbol type is to allow the run-time to select between multiple versions of the implementation of a specific function. The selection made in general will take the currently available hardware into account and select the most appropriate version.

<sup>2</sup>It is specified in `ifunc.txt` at <http://sites.google.com/site/x32abi/documents>

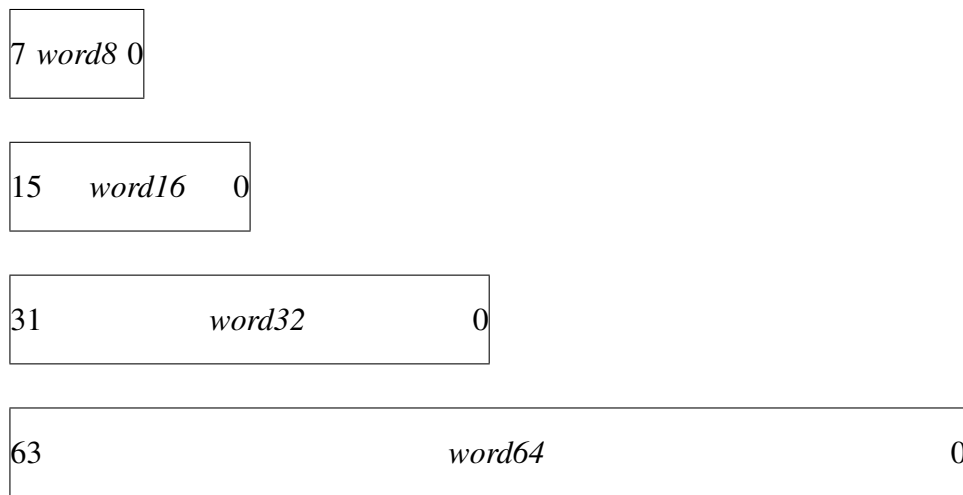
## 4.4 Relocation

### 4.4.1 Relocation Types

Figure 4.4.1 shows the allowed relocatable fields.

---

Figure 4.1: Relocatable Fields



---

|               |   |
|---------------|---|
| <i>word8</i>  | This specifies a 8-bit field occupying 1 byte.  |
| <i>word16</i> | This specifies a 16-bit field occupying 2 bytes with arbitrary byte alignment. These values use the same byte order as other word values in the AMD64 architecture. |
| <i>word32</i> | This specifies a 32-bit field occupying 4 bytes with arbitrary byte alignment. These values use the same byte order as other word values in the AMD64 architecture. |
| <i>word64</i> | This specifies a 64-bit field occupying 8 bytes with arbitrary byte alignment. These values use the same byte order as other word values in the AMD64 architecture. |

The following notations are used for specifying relocations in table 4.10:

**A** Represents the addend used to compute the value of the relocatable field.

- B** Represents the base address at which a shared object has been loaded into memory during execution. Generally, a shared object is built with a 0 base virtual address, but the execution address will be different.
- G** Represents the offset into the global offset table at which the relocation entry's symbol will reside during execution.
- GOT** Represents the address of the global offset table.
- L** Represents the place (section offset or address) of the Procedure Linkage Table entry for a symbol.
- P** Represents the place (section offset or address) of the storage unit being relocated (computed using `r_offset`).
- S** Represents the value of the symbol whose index resides in the relocation entry.
- Z** Represents the size of the symbol whose index resides in the relocation entry.

The AMD64 ABI architectures uses only `Elf64_Rela` relocation entries with explicit addends. The `r_addend` member serves as the relocation addend.

Table 4.10: Relocation Types

| Name                      | Value | Field            | Calculation      |
|---------------------------|-------|------------------|------------------|
| R_X86_64_NONE             | 0     | none             | none             |
| R_X86_64_64               | 1     | <i>word64</i>    | S + A            |
| R_X86_64_PC32             | 2     | <i>word32</i>    | S + A - P        |
| R_X86_64_GOT32            | 3     | <i>word32</i>    | G + A            |
| R_X86_64_PLT32            | 4     | <i>word32</i>    | L + A - P        |
| R_X86_64_COPY             | 5     | none             | none             |
| R_X86_64_GLOB_DAT         | 6     | <i>word64</i>    | S                |
| R_X86_64_JUMP_SLOT        | 7     | <i>word64</i>    | S                |
| R_X86_64_RELATIVE         | 8     | <i>word64</i>    | B + A            |
| R_X86_64_GOTPCREL         | 9     | <i>word32</i>    | G + GOT + A - P  |
| R_X86_64_32               | 10    | <i>word32</i>    | S + A            |
| R_X86_64_32S              | 11    | <i>word32</i>    | S + A            |
| R_X86_64_16               | 12    | <i>word16</i>    | S + A            |
| R_X86_64_PC16             | 13    | <i>word16</i>    | S + A - P        |
| R_X86_64_8                | 14    | <i>word8</i>     | S + A            |
| R_X86_64_PC8              | 15    | <i>word8</i>     | S + A - P        |
| R_X86_64_DTPOFF64         | 16    | <i>word64</i>    |                  |
| R_X86_64_DTPOFF32         | 17    | <i>word64</i>    |                  |
| R_X86_64_TPOFF64          | 18    | <i>word64</i>    |                  |
| R_X86_64_TLSD             | 19    | <i>word32</i>    |                  |
| R_X86_64_TLSD             | 20    | <i>word32</i>    |                  |
| R_X86_64_DTPOFF32         | 21    | <i>word32</i>    |                  |
| R_X86_64_GOTTPOFF         | 22    | <i>word32</i>    |                  |
| R_X86_64_TPOFF32          | 23    | <i>word32</i>    |                  |
| R_X86_64_PC64             | 24    | <i>word64</i>    | S + A - P        |
| R_X86_64_GOTOFF64         | 25    | <i>word64</i>    | S + A - GOT      |
| R_X86_64_GOTPC32          | 26    | <i>word32</i>    | GOT + A - P      |
| R_X86_64_SIZE32           | 32    | <i>word32</i>    | Z + A            |
| R_X86_64_SIZE64           | 33    | <i>word64</i>    | Z + A            |
| R_X86_64_GOTPC32_TLSDDESC | 34    | <i>word32</i>    |                  |
| R_X86_64_TLSDDESC_CALL    | 35    | none             |                  |
| R_X86_64_TLSDDESC         | 36    | <i>word64</i> ×2 |                  |
| R_X86_64_IRELATIVE        | 37    | <i>word64</i>    | indirect (B + A) |

The special semantics for most of these relocation types are identical to those used for the Intel386 ABI.<sup>3 4</sup>

The `R_X86_64_GOTPCREL` relocation has different semantics from the `R_X86_64_GOT32` or equivalent i386 `R_I386_GOTPC` relocation. In particular, because the AMD64 architecture has an addressing mode relative to the instruction pointer, it is possible to load an address from the GOT using a single instruction. The calculation done by the `R_X86_64_GOTPCREL` relocation gives the difference between the location in the GOT where the symbol's address is given and the location where the relocation is applied.

The `R_X86_64_32` and `R_X86_64_32S` relocations truncate the computed value to 32-bits. The linker must verify that the generated value for the `R_X86_64_32` (`R_X86_64_32S`) relocation zero-extends (sign-extends) to the original 64-bit value.

A program or object file using `R_X86_64_8`, `R_X86_64_16`, `R_X86_64_PC16` or `R_X86_64_PC8` relocations is not conformant to this ABI, these relocations are only added for documentation purposes. The `R_X86_64_16`, and `R_X86_64_8` relocations truncate the computed value to 16-bits resp. 8-bits.

The relocations `R_X86_64_DTPMOD64`, `R_X86_64_DTPOFF64`, `R_X86_64_TPOFF64`, `R_X86_64_TLSGD`, `R_X86_64_TLSLD`, `R_X86_64_DTPOFF32`, `R_X86_64_GOTTPOFF` and `R_X86_64_TPOFF32` are listed for completeness. They are part of the Thread-Local Storage ABI extensions and are documented in the document called “ELF Handling for Thread-Local Storage”<sup>5</sup>. The relocations `R_X86_64_GOTPC32_TLSDESC`, `R_X86_64_TLSDESC_CALL` and `R_X86_64_TLSDESC` are also used for Thread-Local Storage, but are not documented there as of this writing. A description can be found in the document “Thread-Local Storage Descriptors for

---

<sup>3</sup>Even though the AMD64 architecture supports IP-relative addressing modes, a GOT is still required since the offset from a particular instruction to a particular data item cannot be known by the static linker.

<sup>4</sup>Note that the AMD64 architecture assumes that offsets into GOT are 32-bit values, not 64-bit values. This choice means that a maximum of  $2^{32}/8 = 2^{29}$  entries can be placed in the GOT. However, that should be more than enough for most programs. In the event that it is not enough, the linker could create multiple GOTs. Because 32-bit offsets are used, loads of global data do not require loading the offset into a displacement register; the base plus immediate displacement addressing form can be used.

<sup>5</sup>This document is currently available via <http://people.redhat.com/drepper/tls.pdf>

IA32 and AMD64/EM64T”<sup>6</sup>.

In order to make this document self-contained, a description of the TLS relocations follows.

`R_X86_64_DTPMOD64` resolves to the index of the dynamic thread vector entry that points to the base address of the TLS block corresponding to the module that defines the referenced symbol. `R_X86_64_DTPOFF64` and `R_X86_64_DTPOFF32` compute the offset from the pointer in that entry to the referenced symbol. The linker generates such relocations in adjacent entries in the GOT, in response to `R_X86_64_TLSD` and `R_X86_64_TLSD` relocations. If the linker can compute the offset itself, because the referenced symbol binds locally, the relocations `R_X86_64_64` and `R_X86_64_32` may be used instead. Otherwise, such relocations are always in pairs, such that the `R_X86_64_DTPOFF64` relocation applies to the word64 right past the corresponding `R_X86_64_DTPMOD64` relocation.

`R_X86_64_TPOFF64` and `R_X86_64_TPOFF32` resolve to the offset from the thread pointer to a thread-local variable. The former is generated in response to `R_X86_64_GOTTPOFF`, that resolves to a PC-relative address of a GOT entry containing such a 64-bit offset.

`R_X86_64_TLSD` and `R_X86_64_TLSD` both resolve to PC-relative offsets to a `DTPMOD` GOT entry. The difference between them is that, for `R_X86_64_TLSD`, the following GOT entry will contain the offset of the referenced symbol into its TLS block, whereas, for `R_X86_64_TLSD`, the following GOT entry will contain the offset for the base address of the TLS block. The idea is that adding this offset to the result of `R_X86_64_DTPMOD32` for a symbol ought to yield the same as the result of `R_X86_64_DTPMOD64` for the same symbol.

`R_X86_64_TLSDDESC` resolves to a pair of word64s, called TLS Descriptor, the first of which is a pointer to a function, followed by an argument. The function is passed a pointer to the this pair of entries in `%rax` and, using the argument in the second entry, it must compute and return in `%rax` the offset from the thread pointer to the symbol referenced in the relocation, without modifying any registers other than processor flags. `R_X86_64_GOTPC32_TLSDDESC` resolves to the PC-relative address of a TLS descriptor corresponding to the named symbol. `R_X86_64_TLSDDESC_CALL` must annotate the instruction used to call the TLS Descriptor resolver function, so as to enable relaxation of that instruction.

`R_X86_64_IRELATIVE` is similar to `R_X86_64_RELATIVE` except that

---

<sup>6</sup>This document is currently available via <http://people.redhat.com/aoliva/writeups/TLS/RFC-TLSDDESC-x86.txt>

the value used in this relocation is the program address returned by the function, which takes no arguments, at the address of the result of the corresponding `R_X86_64_RELATIVE` relocation.

One use of the `R_X86_64_IRELATIVE` relocation is to avoid name lookup for the locally defined `STT_GNU_IFUNC` symbols at load-time. Support for this relocation is optional, but is required for the `STT_GNU_IFUNC` symbols.

## 4.4.2 Large Models

In order to extend both the PLT and the GOT beyond 2GB, it is necessary to add appropriate relocation types to handle full 64-bit addressing. See figure 4.11.

---

Table 4.11: Large Model Relocation Types

| Name                             | Value | Field  | Calculation       |
|----------------------------------|-------|--------|-------------------|
| <code>R_X86_64_GOT64</code>      | 27    | word64 | $G + A$           |
| <code>R_X86_64_GOTPCREL64</code> | 28    | word64 | $G + GOT - P + A$ |
| <code>R_X86_64_GOTPC64</code>    | 29    | word64 | $GOT - P + A$     |
| <code>R_X86_64_GOTPLT64</code>   | 30    | word64 | $G + A$           |
| <code>R_X86_64_PLTOFF64</code>   | 31    | word64 | $L - GOT + A$     |

# Chapter 5

## Program Loading and Dynamic Linking

### 5.1 Program Loading

Program loading is a process of mapping file segments to virtual memory segments. For efficient mapping executable and shared object files must have segments whose file offsets and virtual addresses are congruent modulo the page size.

To save space the file page holding the last page of the text segment may also contain the first page of the data segment. The last data page may contain file information not relevant to the running process. Logically, the system enforces the memory permissions as if each segment were complete and separate; segments' addresses are adjusted to ensure each logical page in the address space has a single set of permissions. In the example above, the region of the file holding the end of text and the beginning of data will be mapped twice: at one virtual address for text and at a different virtual address for data.

The end of the data segment requires special handling for uninitialized data, which the system defines to begin with zero values. Thus if a file's last data page includes information not in the logical memory page, the extraneous data must be set to zero, not the unknown contents of the executable file. "Impurities" in the other three pages are not logically part of the process image; whether the system expunges them is unspecified.

One aspect of segment loading differs between executable files and shared objects. Executable file segments typically contain absolute code (see section 3.5

“Coding Examples”). For the process to execute correctly, the segments must reside at the virtual addresses used to build the executable file. Thus the system uses the `p_vaddr` values unchanged as virtual addresses.

On the other hand, shared object segments typically contain position-independent code. This lets a segments virtual address change from one process to another, without invalidating execution behavior. Though the system chooses virtual addresses for individual processes, it maintains the segments’ relative positions. Because position-independent code uses relative addressing between segments, the difference between virtual addresses in memory must match the difference between virtual addresses in the file.

### 5.1.1 Program header

The following AMD64 program header types are defined:

---

Table 5.1: Program Header Types

| Name                          | Value                   |
|-------------------------------|-------------------------|
| <code>PT_GNU_EH_FRAME</code>  | <code>0x6474e550</code> |
| <code>PT_SUNW_EH_FRAME</code> | <code>0x6474e550</code> |
| <code>PT_SUNW_UNWIND</code>   | <code>0x6464e550</code> |

---

#### **`PT_GNU_EH_FRAME`, `PT_SUNW_EH_FRAME` and `PT_SUNW_UNWIND`**

The segment contains the stack unwind tables. See Section 4.2.4 of this document.<sup>1</sup>

## 5.2 Dynamic Linking

### Dynamic Section

Dynamic section entries give information to the dynamic linker. Some of this information is processor-specific, including the interpretation of some entries in the dynamic structure.

---

<sup>1</sup> The value for these program headers have been placed in the `PT_LOOS` and `PT_HIOS` (os specific range) in order to adapt to the existing GNU implementation. New OS’s wanting to agree on these program header should also add it into their OS specific range.

## Global Offset Table (GOT)

Position-independent code cannot, in general, contain absolute virtual addresses. Global offset tables hold absolute addresses in private data, thus making the addresses available without compromising the position-independence and shareability of a program's text. A program references its global offset table using position-independent addressing and extracts absolute values, thus redirecting position-independent references to absolute locations.

If a program requires direct access to the absolute address of a symbol, that symbol will have a global offset table entry. Because the executable file and shared objects have separate global offset tables, a symbol's address may appear in several tables. The dynamic linker processes all the global offset table relocations before giving control to any code in the process image, thus ensuring the absolute addresses are available during execution.

The tables first entry (number zero) is reserved to hold the address of the dynamic structure, referenced with the symbol `_DYNAMIC`. This allows a program, such as the dynamic linker, to find its own dynamic structure without having yet processed its relocation entries. This is especially important for the dynamic linker, because it must initialize itself without relying on other programs to relocate its memory image. On the AMD64 architecture, entries one and two in the global offset table also are reserved.

The global offset table contains 64-bit addresses.

For the large models the GOT is allowed to be up to 16EB in size.

---

Figure 5.1: Global Offset Table

```
extern Elf64_Addr _GLOBAL_OFFSET_TABLE_ [];
```

---

The symbol `_GLOBAL_OFFSET_TABLE_` may reside in the middle of the `.got` section, allowing both negative and non-negative offsets into the array of addresses.

## Function Addresses

References to the address of a function from an executable file and the shared objects associated with it might not resolve to the same value. References from

within shared objects will normally be resolved by the dynamic linker to the virtual address of the function itself. References from within the executable file to a function defined in a shared object will normally be resolved by the link editor to the address of the procedure linkage table entry for that function within the executable file.

To allow comparisons of function addresses to work as expected, if an executable file references a function defined in a shared object, the link editor will place the address of the procedure linkage table entry for that function in its associated symbol table entry. This will result in symbol table entries with section index of `SHN_UNDEF` but a type of `STT_FUNC` and a non-zero `st_value`. A reference to the address of a function from within a shared library will be satisfied by such a definition in the executable.

Some relocations are associated with procedure linkage table entries. These entries are used for direct function calls rather than for references to function addresses. These relocations do not use the special symbol value described above. Otherwise a very tight endless loop would be created.

### **Procedure Linkage Table**

Much as the global offset table redirects position-independent address calculations to absolute locations, the procedure linkage table redirects position-independent function calls to absolute locations. The link editor cannot resolve execution transfers (such as function calls) from one executable or shared object to another. Consequently, the link editor arranges to have the program transfer control to entries in the procedure linkage table. On the AMD64 architecture, procedure linkage tables reside in shared text, but they use addresses in the private global offset table. The dynamic linker determines the destinations' absolute addresses and modifies the global offset table's memory image accordingly. The dynamic linker thus can redirect the entries without compromising the position-independence and shareability of the program's text. Executable files and shared object files have separate procedure linkage tables. Unlike Intel386 ABI, this ABI uses the same procedure linkage table for both programs and shared objects (see figure 5.2).

---

Figure 5.2: Procedure Linkage Table (small and medium models)

```
.PLT0: pushq    GOT+8(%rip)           # GOT[1]
      jmp     *GOT+16(%rip)        # GOT[2]
      nop
      nop
      nop
      nop
      nop
.PLT1: jmp     *name1@GOTPCREL(%rip) # 16 bytes from .PLT0
      pushq  $index1
      jmp     .PLT0
.PLT2: jmp     *name2@GOTPCREL(%rip) # 16 bytes from .PLT1
      pushq  $index2
      jmp     .PLT0
.PLT3: ...
```

---

Following the steps below, the dynamic linker and the program “cooperate” to resolve symbolic references through the procedure linkage table and the global offset table.

1. When first creating the memory image of the program, the dynamic linker sets the second and the third entries in the global offset table to special values. Steps below explain more about these values.
2. Each shared object file in the process image has its own procedure linkage table, and control transfers to a procedure linkage table entry only from within the same object file.
3. For illustration, assume the program calls `name1`, which transfers control to the label `.PLT1`.
4. The first instruction jumps to the address in the global offset table entry for `name1`. Initially the global offset table holds the address of the following `pushq` instruction, not the real address of `name1`.
5. Now the program pushes a relocation index (*index*) on the stack. The relocation index is a 32-bit, non-negative index into the relocation table addressed by the `DT_JMPREL` dynamic section entry. The designated relocation entry will have type `R_X86_64_JUMP_SLOT`, and its offset will specify the

global offset table entry used in the previous `jmp` instruction. The relocation entry contains a symbol table index that will reference the appropriate symbol, `name1` in the example.

6. After pushing the relocation index, the program then jumps to `.PLT0`, the first entry in the procedure linkage table. The `pushq` instruction places the value of the second global offset table entry (`GOT+8`) on the stack, thus giving the dynamic linker one word of identifying information. The program then jumps to the address in the third global offset table entry (`GOT+16`), which transfers control to the dynamic linker.
7. When the dynamic linker receives control, it unwinds the stack, looks at the designated relocation entry, finds the symbol's value, stores the "real" address for `name1` in its global offset table entry, and transfers control to the desired destination.
8. Subsequent executions of the procedure linkage table entry will transfer directly to `name1`, without calling the dynamic linker a second time. That is, the `jmp` instruction at `.PLT1` will transfer to `name1`, instead of "falling through" to the `pushq` instruction.

The `LD_BIND_NOW` environment variable can change the dynamic linking behavior. If its value is non-null, the dynamic linker evaluates procedure linkage table entries before transferring control to the program. That is, the dynamic linker processes relocation entries of type `R_X86_64_JUMP_SLOT` during process initialization. Otherwise, the dynamic linker evaluates procedure linkage table entries lazily, delaying symbol resolution and relocation until the first execution of a table entry.

Relocation entries of type `R_X86_64_TLSDESC` may also be subject to lazy relocation, using a single entry in the procedure linkage table and in the global offset table, at locations given by `DT_TLSDESC_PLT` and `DT_TLSDESC_GOT`, respectively, as described in "Thread-Local Storage Descriptors for IA32 and AMD64/EM64T"<sup>2</sup>.

For self-containment, `DT_TLSDESC_GOT` specifies a GOT entry in which the dynamic loader should store the address of its internal TLS Descriptor resolver function, whereas `DT_TLSDESC_PLT` specifies the address of a PLT entry to be

---

<sup>2</sup>This document is currently available via <http://people.redhat.com/aoliva/writeups/TLS/RFC-TLSDESC-x86.txt>

used as the TLS descriptor resolver function for lazy resolution from within this module. The PLT entry must push the linkmap of the module onto the stack and tail-call the internal TLS Descriptor resolver function.

## Large Models

In the small and medium code models the size of both the PLT and the GOT is limited by the maximum 32-bit displacement size. Consequently, the base of the PLT and the top of the GOT can be at most 2GB apart.

Therefore, in order to support the available addressing space of 16EB, it is necessary to extend both the PLT and the GOT. Moreover, the PLT needs to support the GOT being over 2GB away and the GOT can be over 2GB in size.<sup>3</sup>

The PLT is extended as shown in figure 5.3 with the assumption that the GOT address is in `%r15`<sup>4</sup>.

---

<sup>3</sup>If it is determined that the base of the PLT is within 2GB of the top of the GOT, it is also allowed to use the same PLT layout for a large code model object as that of the small and medium code models.

<sup>4</sup>See Function Prologue.

---

Figure 5.3: Final Large Code Model PLT

```
.PLT0:  pushq    8(%r15)           # GOT[1]
        jmpq    *16(%r15)      # GOT[2]
        rep
        rep
        rep
        nop
        rep
        rep
        rep
        nop

.PLT1:  movabs  $name1@GOT,%r11  # 16 bytes from .PLT0
        jmp    *(%r11,%r15)

.PLT1a: pushq   $index1          # "call" dynamic linker
        jmp    .PLT0

.PLT2:  ...                    # 21 bytes from .PLT1

.PLTx:  movabs  $namex@GOT,%r11 # 102261125th entry
        jmp    *(%r11,%r15)

.PLTxa: pushq   $indexx
        pushq  8(%r15)         # repeat .PLT0 code
        jmpq  *16(%r15)

.PLTy:  ...                    # 27 bytes from .PLTx
```

This way, for the first 102261125 entries, each PLT entry besides `.PLT0` uses only 21 bytes. Afterwards, the PLT entry code changes by repeating that of `.PLT0`, when each PLT entry is 27 bytes long. Notice that any alignment consideration is dropped in order to keep the PLT size down.

Each extended PLT entry is thus 5 to 11 bytes larger than the small and medium code model PLT entries.

The functionality of entry `.PLT0` remains unchanged from the small and medium code models.

Note that the symbol index is still limited to 32 bits, which would allow for up to 4G global and external functions.

Typically, UNIX compilers support two types of PLT, generally through the options `-fpic` and `-fPIC`. When building position-independent objects using the large code model, only `-fPIC` is allowed. Using the option `-fpic` with the large code model remains reserved for future use.

## 5.2.1 Program Interpreter

There is one valid program interpreter for programs conforming to the AMD64 ABI:

```
/lib/ld64.so.1
```

However, Linux puts this in

```
/lib64/ld-linux-x86-64.so.2
```

## 5.2.2 Initialization and Termination Functions

The implementation is responsible for executing the initialization functions specified by `DT_INIT`, `DT_INIT_ARRAY`, and `DT_PREINIT_ARRAY` entries in the executable file and shared object files for a process, and the termination (or finalization) functions specified by `DT_FINI` and `DT_FINI_ARRAY`, as specified by the *System V ABI*. The user program plays no further part in executing the initialization and termination functions specified by these dynamic tags.

# Chapter 6

## Libraries

A further review of the Intel386 ABI is needed.

### 6.1 C Library

#### 6.1.1 Global Data Symbols

The symbols `_fp_hw`, `__flt_rounds` and `__huge_val` are not provided by the AMD64 ABI.

#### 6.1.2 Floating Point Environment Functions

ISO C 99 defines the floating point environment functions from `<fenv.h>`. Since AMD64 has two floating point units with separate control words, the programming environment has to keep the control values in sync. On the other hand this means that routines accessing the control words only need to access one unit, and the SSE unit is the unit that should be accessed in these cases. The function `fegetround` therefore only needs to report the rounding value of the SSE unit and can ignore the x87 unit.

## 6.2 Unwind Library Interface

This section defines the Unwind Library interface<sup>1</sup>, expected to be provided by any AMD64 psABI-compliant system. This is the interface on which the C++ ABI exception-handling facilities are built. We assume as a basis the Call Frame Information tables described in the DWARF Debugging Information Format document.

This section is meant to specify a language-independent interface that can be used to provide higher level exception-handling facilities such as those defined by C++.

The unwind library interface consists of at least the following routines:

```
_Unwind_RaiseException ,  
_Unwind_Resume ,  
_Unwind_DeleteException ,  
_Unwind_GetGR ,  
_Unwind_SetGR ,  
_Unwind_GetIP ,  
_Unwind_SetIP ,  
_Unwind_GetRegionStart ,  
_Unwind_GetLanguageSpecificData ,  
_Unwind_ForcedUnwind ,  
_Unwind_GetCFA
```

In addition, two data types are defined (`_Unwind_Context` and `_Unwind_Exception`) to interface a calling runtime (such as the C++ runtime) and the above routine. All routines and interfaces behave as if defined `extern "C"`. In particular, the names are not mangled. All names defined as part of this interface have a `"_Unwind_"` prefix.

Lastly, a language and vendor specific personality routine will be stored by the compiler in the unwind descriptor for the stack frames requiring exception processing. The personality routine is called by the unwinder to handle language-specific tasks such as identifying the frame handling a particular exception.

---

<sup>1</sup>The overall structure and the external interface is derived from the IA-64 UNIX System V ABI

## 6.2.1 Exception Handler Framework

### Reasons for Unwinding

There are two major reasons for unwinding the stack:

- exceptions, as defined by languages that support them (such as C++)
- “forced” unwinding (such as caused by `longjmp` or thread termination)

The interface described here tries to keep both similar. There is a major difference, however.

- In the case where an exception is thrown, the stack is unwound while the exception propagates, but it is expected that the personality routine for each stack frame knows whether it wants to catch the exception or pass it through. This choice is thus delegated to the personality routine, which is expected to act properly for any type of exception, whether “native” or “foreign”. Some guidelines for “acting properly” are given below.
- During “forced unwinding”, on the other hand, an external agent is driving the unwinding. For instance, this can be the `longjmp` routine. This external agent, not each personality routine, knows when to stop unwinding. The fact that a personality routine is not given a choice about whether unwinding will proceed is indicated by the `_UA_FORCE_UNWIND` flag.

To accommodate these differences, two different routines are proposed. `_Unwind_RaiseException` performs exception-style unwinding, under control of the personality routines. `_Unwind_ForcedUnwind`, on the other hand, performs unwinding, but gives an external agent the opportunity to intercept calls to the personality routine. This is done using a proxy personality routine, that intercepts calls to the personality routine, letting the external agent override the defaults of the stack frame’s personality routine.

As a consequence, it is not necessary for each personality routine to know about any of the possible external agents that may cause an unwind. For instance, the C++ personality routine need deal only with C++ exceptions (and possibly disguising foreign exceptions), but it does not need to know anything specific about unwinding done on behalf of `longjmp` or `pthread`s cancellation.

## The Unwind Process

The standard ABI exception handling/unwind process begins with the raising of an exception, in one of the forms mentioned above. This call specifies an exception object and an exception class.

The runtime framework then starts a two-phase process:

- In the *search* phase, the framework repeatedly calls the personality routine, with the `_UA_SEARCH_PHASE` flag as described below, first for the current `%rip` and register state, and then unwinding a frame to a new `%rip` at each step, until the personality routine reports either success (a handler found in the queried frame) or failure (no handler) in all frames. It does not actually restore the unwound state, and the personality routine must access the state through the API.
- If the search phase reports a failure, e.g. because no handler was found, it will call `terminate()` rather than commence phase 2.

If the search phase reports success, the framework restarts in the *cleanup* phase. Again, it repeatedly calls the personality routine, with the `_UA_CLEANUP_PHASE` flag as described below, first for the current `%rip` and register state, and then unwinding a frame to a new `%rip` at each step, until it gets to the frame with an identified handler. At that point, it restores the register state, and control is transferred to the user landing pad code.

Each of these two phases uses both the unwind library and the personality routines, since the validity of a given handler and the mechanism for transferring control to it are language-dependent, but the method of locating and restoring previous stack frames is language-independent.

A two-phase exception-handling model is not strictly necessary to implement C++ language semantics, but it does provide some benefits. For example, the first phase allows an exception-handling mechanism to *dismiss* an exception before stack unwinding begins, which allows *presumptive* exception handling (correcting the exceptional condition and resuming execution at the point where it was raised). While C++ does not support presumptive exception handling, other languages do, and the two-phase model allows C++ to coexist with those languages on the stack.

Note that even with a two-phase model, we may execute each of the two phases more than once for a single exception, as if the exception was being thrown more than once. For instance, since it is not possible to determine if a given catch clause will re-throw or not without executing it, the exception propagation effectively

stops at each catch clause, and if it needs to restart, restarts at phase 1. This process is not needed for destructors (cleanup code), so the phase 1 can safely process all destructor-only frames at once and stop at the next enclosing catch clause.

For example, if the first two frames unwound contain only cleanup code, and the third frame contains a C++ catch clause, the personality routine in phase 1, does not indicate that it found a handler for the first two frames. It must do so for the third frame, because it is unknown how the exception will propagate out of this third frame, e.g. by re-throwing the exception or throwing a new one in C++.

The API specified by the AMD64 psABI for implementing this framework is described in the following sections.

## 6.2.2 Data Structures

### Reason Codes

The unwind interface uses reason codes in several contexts to identify the reasons for failures or other actions, defined as follows:

```
typedef enum {
    _URC_NO_REASON = 0,
    _URC_FOREIGN_EXCEPTION_CAUGHT = 1,
    _URC_FATAL_PHASE2_ERROR = 2,
    _URC_FATAL_PHASE1_ERROR = 3,
    _URC_NORMAL_STOP = 4,
    _URC_END_OF_STACK = 5,
    _URC_HANDLER_FOUND = 6,
    _URC_INSTALL_CONTEXT = 7,
    _URC_CONTINUE_UNWIND = 8
} _Unwind_Reason_Code;
```

The interpretations of these codes are described below.

### Exception Header

The unwind interface uses a pointer to an exception header object as its representation of an exception being thrown. In general, the full representation of an exception object is language- and implementation-specific, but is prefixed by a header understood by the unwind interface, defined as follows:

```

typedef void (*_Unwind_Exception_Cleanup_Fn)
    (_Unwind_Reason_Code reason,
     struct _Unwind_Exception *exc);
struct _Unwind_Exception {
    uint64_t                exception_class;
    _Unwind_Exception_Cleanup_Fn exception_cleanup;
    uint64_t                private_1;
    uint64_t                private_2;
};

```

An `_Unwind_Exception` object must be eightbyte aligned. The first two fields are set by user code prior to raising the exception, and the latter two should never be touched except by the runtime.

The `exception_class` field is a language- and implementation-specific identifier of the kind of exception. It allows a personality routine to distinguish between native and foreign exceptions, for example. By convention, the high 4 bytes indicate the vendor (for instance AMD\0), and the low 4 bytes indicate the language. For the C++ ABI described in this document, the low four bytes are C++\0.

The `exception_cleanup` routine is called whenever an exception object needs to be destroyed by a different runtime than the runtime which created the exception object, for instance if a Java exception is caught by a C++ catch handler. In such a case, a reason code (see above) indicates why the exception object needs to be deleted:

**`_URC_FOREIGN_EXCEPTION_CAUGHT = 1`** This indicates that a different runtime caught this exception. Nested foreign exceptions, or re-throwing a foreign exception, result in undefined behavior.

**`_URC_FATAL_PHASE1_ERROR = 3`** The personality routine encountered an error during phase 1, other than the specific error codes defined.

**`_URC_FATAL_PHASE2_ERROR = 2`** The personality routine encountered an error during phase 2, for instance a stack corruption.

Normally, all errors should be reported during phase 1 by returning from `_Unwind_RaiseException`. However, landing pad code could cause stack corruption between phase 1 and phase 2. For a C++ exception, the runtime should call `terminate()` in that case.

The private unwinder state (`private_1` and `private_2`) in an exception object should be neither read by nor written to by personality routines or other parts of the language-specific runtime. It is used by the specific implementation of the unwinder on the host to store internal information, for instance to remember the final handler frame between unwinding phases.

In addition to the above information, a typical runtime such as the C++ runtime will add language-specific information used to process the exception. This is expected to be a contiguous area of memory after the `_Unwind_Exception` object, but this is not required as long as the matching personality routines know how to deal with it, and the `exception_cleanup` routine de-allocates it properly.

### Unwind Context

The `_Unwind_Context` type is an opaque type used to refer to a system-specific data structure used by the system unwinder. This context is created and destroyed by the system, and passed to the personality routine during unwinding.

```
struct _Unwind_Context
```

## 6.2.3 Throwing an Exception

### \_Unwind\_RaiseException

```
_Unwind_Reason_Code _Unwind_RaiseException  
( struct _Unwind_Exception *exception_object );
```

Raise an exception, passing along the given exception object, which should have its `exception_class` and `exception_cleanup` fields set. The exception object has been allocated by the language-specific runtime, and has a language-specific format, except that it must contain an `_Unwind_Exception` struct (see Exception Header above). `_Unwind_RaiseException` does not return, unless an error condition is found (such as no handler for the exception, bad stack format, etc.). In such a case, an `_Unwind_Reason_Code` value is returned.

Possibilities are:

**\_URC\_END\_OF\_STACK** The unwinder encountered the end of the stack during phase 1, without finding a handler. The unwind runtime will not have modi-

fied the stack. The C++ runtime will normally call `uncaught_exception()` in this case.

**`_URC_FATAL_PHASE1_ERROR`** The unwinder encountered an unexpected error during phase 1, e.g. stack corruption. The unwind runtime will not have modified the stack. The C++ runtime will normally call `terminate()` in this case.

If the unwinder encounters an unexpected error during phase 2, it should return `_URC_FATAL_PHASE2_ERROR` to its caller. In C++, this will usually be `__cxa_throw`, which will call `terminate()`.

The unwind runtime will likely have modified the stack (e.g. popped frames from it) or register context, or landing pad code may have corrupted them. As a result, the caller of `_Unwind_RaiseException` can make no assumptions about the state of its stack or registers.

#### **`_Unwind_ForcedUnwind`**

```
typedef _Unwind_Reason_Code (*_Unwind_Stop_Fn)
(int version,
 _Unwind_Action actions,
 uint64 exceptionClass,
 struct _Unwind_Exception *exceptionObject,
 struct _Unwind_Context *context,
 void *stop_parameter );
_Unwind_Reason_Code _Unwind_ForcedUnwind
( struct _Unwind_Exception *exception_object,
  _Unwind_Stop_Fn stop,
  void *stop_parameter );
```

Raise an exception for forced unwinding, passing along the given exception object, which should have its `exception_class` and `exception_cleanup` fields set. The exception object has been allocated by the language-specific runtime, and has a language-specific format, except that it must contain an `_Unwind_Exception` struct (see Exception Header above).

Forced unwinding is a single-phase process (phase 2 of the normal exception-handling process). The `stop` and `stop_parameter` parameters control the termination of the unwind process, instead of the usual personality routine query. The `stop` function parameter is called for each unwind frame, with the pa-

rameters described for the usual personality routine below, plus an additional `stop_parameter`.

When the `stop` function identifies the destination frame, it transfers control (according to its own, unspecified, conventions) to the user code as appropriate without returning, normally after calling `_Unwind_DeleteException`. If not, it should return an `_Unwind_Reason_Code` value as follows:

**`_URC_NO_REASON`** This is not the destination frame. The unwind runtime will call the frame's personality routine with the `_UA_FORCE_UNWIND` and `_UA_CLEANUP_PHASE` flags set in actions, and then unwind to the next frame and call the stop function again.

**`_URC_END_OF_STACK`** In order to allow `_Unwind_ForcedUnwind` to perform special processing when it reaches the end of the stack, the unwind runtime will call it after the last frame is rejected, with a `NULL` stack pointer in the context, and the stop function must catch this condition (i.e. by noticing the `NULL` stack pointer). It may return this reason code if it cannot handle end-of-stack.

**`_URC_FATAL_PHASE2_ERROR`** The stop function may return this code for other fatal conditions, e.g. stack corruption.

If the stop function returns any reason code other than `_URC_NO_REASON`, the stack state is indeterminate from the point of view of the caller of `_Unwind_ForcedUnwind`. Rather than attempt to return, therefore, the unwind library should return `_URC_FATAL_PHASE2_ERROR` to its caller.

**Example: `longjmp_unwind()`**

The expected implementation of `longjmp_unwind()` is as follows. The `setjmp()` routine will have saved the state to be restored in its customary place, including the frame pointer. The `longjmp_unwind()` routine will call `_Unwind_ForcedUnwind` with a stop function that compares the frame pointer in the context record with the saved frame pointer. If equal, it will restore the `setjmp()` state as customary, and otherwise it will return `_URC_NO_REASON` or `_URC_END_OF_STACK`.

If a future requirement for two-phase forced unwinding were identified, an alternate routine could be defined to request it, and an actions parameter flag defined to support it.

### **`_Unwind_Resume`**

```
void _Unwind_Resume  
(struct _Unwind_Exception *exception_object);
```

Resume propagation of an existing exception e.g. after executing cleanup code in a partially unwound stack. A call to this routine is inserted at the end of a landing pad that performed cleanup, but did not resume normal execution. It causes unwinding to proceed further.

`_Unwind_Resume` should not be used to implement re-throwing. To the unwinding runtime, the catch code that re-throws was a handler, and the previous unwinding session was terminated before entering it. Re-throwing is implemented by calling `_Unwind_RaiseException` again with the same exception object.

This is the only routine in the unwind library which is expected to be called directly by generated code: it will be called at the end of a landing pad in a "landing-pad" model.

## **6.2.4 Exception Object Management**

### **`_Unwind_DeleteException`**

```
void _Unwind_DeleteException  
(struct _Unwind_Exception *exception_object);
```

Deletes the given exception object. If a given runtime resumes normal execution after catching a foreign exception, it will not know how to delete that exception. Such an exception will be deleted by calling `_Unwind_DeleteException`. This is a convenience function that calls the function pointed to by the `exception_cleanup` field of the exception header.

## **6.2.5 Context Management**

These functions are used for communicating information about the unwind context (i.e. the unwind descriptors and the user register state) between the unwind library and the personality routine and landing pad. They include routines to read or set the context record images of registers in the stack frame corresponding to a given unwind context, and to identify the location of the current unwind descriptors and unwind frame.

### **\_Unwind\_GetGR**

```
uint64 _Unwind_GetGR
(struct _Unwind_Context *context, int index);
```

This function returns the 64-bit value of the given general register. The register is identified by its index as given in 3.36.

During the two phases of unwinding, no registers have a guaranteed value.

### **\_Unwind\_SetGR**

```
void _Unwind_SetGR
(struct _Unwind_Context *context,
 int index,
 uint64 new_value);
```

This function sets the 64-bit value of the given register, identified by its index as for `_Unwind_GetGR`.

The behavior is guaranteed only if the function is called during phase 2 of unwinding, and applied to an unwind context representing a handler frame, for which the personality routine will return `_URC_INSTALL_CONTEXT`. In that case, only registers `%rdi`, `%rsi`, `%rdx`, `%rcx` should be used. These scratch registers are reserved for passing arguments between the personality routine and the landing pads.

### **\_Unwind\_GetIP**

```
uint64 _Unwind_GetIP
(struct _Unwind_Context *context);
```

This function returns the 64-bit value of the instruction pointer (IP).

During unwinding, the value is guaranteed to be the address of the instruction immediately following the call site in the function identified by the unwind context. This value may be outside of the procedure fragment for a function call that is known to not return (such as `_Unwind_Resume`).

### **\_Unwind\_SetIP**

```
void _Unwind_SetIP
(struct _Unwind_Context *context,
 uint64 new_value);
```

This function sets the value of the instruction pointer (IP) for the routine identified by the unwind context.

The behavior is guaranteed only when this function is called for an unwind context representing a handler frame, for which the personality routine will return `_URC_INSTALL_CONTEXT`. In this case, control will be transferred to the given address, which should be the address of a landing pad.

### **`_Unwind_GetLanguageSpecificData`**

```
uint64 _Unwind_GetLanguageSpecificData
(struct _Unwind_Context *context);
```

This routine returns the address of the language-specific data area for the current stack frame.

This routine is not strictly required: it could be accessed through `_Unwind_GetIP` using the documented format of the DWARF Call Frame Information Tables, but since this work has been done for finding the personality routine in the first place, it makes sense to cache the result in the context. We could also pass it as an argument to the personality routine.

### **`_Unwind_GetRegionStart`**

```
uint64 _Unwind_GetRegionStart
(struct _Unwind_Context *context);
```

This routine returns the address of the beginning of the procedure or code fragment described by the current unwind descriptor block.

This information is required to access any data stored relative to the beginning of the procedure fragment. For instance, a call site table might be stored relative to the beginning of the procedure fragment that contains the calls. During unwinding, the function returns the start of the procedure fragment containing the call site in the current stack frame.

### **`_Unwind_GetCFA`**

```
uint64 _Unwind_GetCFA
(struct _Unwind_Context *context);
```

This function returns the 64-bit Canonical Frame Address which is defined as the value of `%rsp` at the call site in the previous frame. This value is guaranteed to be correct any time the context has been passed to a personality routine or a stop function.

## 6.2.6 Personality Routine

```
_Unwind_Reason_Code (*__personality_routine)
(int version,
 _Unwind_Action actions,
 uint64 exceptionClass,
 struct _Unwind_Exception *exceptionObject,
 struct _Unwind_Context *context);
```

The personality routine is the function in the C++ (or other language) runtime library which serves as an interface between the system unwind library and language-specific exception handling semantics. It is specific to the code fragment described by an unwind info block, and it is always referenced via the pointer in the unwind info block, and hence it has no psABI-specified name.

### Parameters

The personality routine parameters are as follows:

**version** Version number of the unwinding runtime, used to detect a mis-match between the unwinder conventions and the personality routine, or to provide backward compatibility. For the conventions described in this document, version will be 1.

**actions** Indicates what processing the personality routine is expected to perform, as a bit mask. The possible actions are described below.

**exceptionClass** An 8-byte identifier specifying the type of the thrown exception. By convention, the high 4 bytes indicate the vendor (for instance AMD\0), and the low 4 bytes indicate the language. For the C++ ABI described in this document, the low four bytes are C++\0. This is not a null-terminated string. Some implementations may use no null bytes.

**exceptionObject** The pointer to a memory location recording the necessary information for processing the exception according to the semantics of a given language (see the Exception Header section above).

**context** Unwinder state information for use by the personality routine. This is an opaque handle used by the personality routine in particular to access the frame's registers (see the Unwind Context section above).

**return value** The return value from the personality routine indicates how further unwind should happen, as well as possible error conditions. See the following section.

## Personality Routine Actions

The actions argument to the personality routine is a bitwise OR of one or more of the following constants:

```
typedef int _Unwind_Action;
const _Unwind_Action _UA_SEARCH_PHASE = 1;
const _Unwind_Action _UA_CLEANUP_PHASE = 2;
const _Unwind_Action _UA_HANDLER_FRAME = 4;
const _Unwind_Action _UA_FORCE_UNWIND = 8;
```

**\_UA\_SEARCH\_PHASE** Indicates that the personality routine should check if the current frame contains a handler, and if so return `_URC_HANDLER_FOUND`, or otherwise return `_URC_CONTINUE_UNWIND`. `_UA_SEARCH_PHASE` cannot be set at the same time as `_UA_CLEANUP_PHASE`.

**\_UA\_CLEANUP\_PHASE** Indicates that the personality routine should perform cleanup for the current frame. The personality routine can perform this cleanup itself, by calling nested procedures, and return `_URC_CONTINUE_UNWIND`. Alternatively, it can setup the registers (including the IP) for transferring control to a "landing pad", and return `_URC_INSTALL_CONTEXT`.

**\_UA\_HANDLER\_FRAME** During phase 2, indicates to the personality routine that the current frame is the one which was flagged as the handler frame during phase 1. The personality routine is not allowed to change its mind between phase 1 and phase 2, i.e. it must handle the exception in this frame in phase 2.

**\_UA\_FORCE\_UNWIND** During phase 2, indicates that no language is allowed to "catch" the exception. This flag is set while unwinding the stack for `longjmp` or during thread cancellation. User-defined code in a catch clause may still be executed, but the catch clause must resume unwinding with a call to `_Unwind_Resume` when finished.

## Transferring Control to a Landing Pad

If the personality routine determines that it should transfer control to a landing pad (in phase 2), it may set up registers (including IP) with suitable values for entering the landing pad (e.g. with landing pad parameters), by calling the context management routines above. It then returns `_URC_INSTALL_CONTEXT`.

Prior to executing code in the landing pad, the unwind library restores registers not altered by the personality routine, using the context record, to their state in that frame before the call that threw the exception, as follows. All registers specified as callee-saved by the base ABI are restored, as well as scratch registers `%rdi`, `%rsi`, `%rdx`, `%rcx` (see below). Except for those exceptions, scratch (or caller-saved) registers are not preserved, and their contents are undefined on transfer.

The landing pad can either resume normal execution (as, for instance, at the end of a C++ catch), or resume unwinding by calling `_Unwind_Resume` and passing it the `exceptionObject` argument received by the personality routine. `_Unwind_Resume` will never return.

`_Unwind_Resume` should be called if and only if the personality routine did not return `_Unwind_HANDLER_FOUND` during phase 1. As a result, the unwinder can allocate resources (for instance memory) and keep track of them in the exception object reserved words. It should then free these resources before transferring control to the last (handler) landing pad. It does not need to free the resources before entering non-handler landing-pads, since `_Unwind_Resume` will ultimately be called.

The landing pad may receive arguments from the runtime, typically passed in registers set using `_Unwind_SetGR` by the personality routine. For a landing pad that can call to `_Unwind_Resume`, one argument must be the `exceptionObject` pointer, which must be preserved to be passed to `_Unwind_Resume`.

The landing pad may receive other arguments, for instance a switch value indicating the type of the exception. Four scratch registers are reserved for this use (`%rdi`, `%rsi`, `%rdx`, `%rcx`).

## Rules for Correct Inter-Language Operation

The following rules must be observed for correct operation between languages and/or run times from different vendors:

An exception which has an unknown class must not be altered by the personality routine. The semantics of foreign exception processing depend on the language of the stack frame being unwound. This covers in particular how exceptions from

a foreign language are mapped to the native language in that frame.

If a runtime resumes normal execution, and the caught exception was created by another runtime, it should call `_Unwind_DeleteException`. This is true even if it understands the exception object format (such as would be the case between different C++ run times).

A runtime is not allowed to catch an exception if the `_UA_FORCE_UNWIND` flag was passed to the personality routine.

**Example: Foreign Exceptions in C++.** In C++, foreign exceptions can be caught by a `catch(...)` statement. They can also be caught as if they were of a `__foreign_exception` class, defined in `<exception>`. The `__foreign_exception` may have subclasses, such as `__java_exception` and `__ada_exception`, if the runtime is capable of identifying some of the foreign languages.

The behavior is undefined in the following cases:

- A `__foreign_exception` catch argument is accessed in any way (including taking its address).
- A `__foreign_exception` is active at the same time as another exception (either there is a nested exception while catching the foreign exception, or the foreign exception was itself nested).
- `uncaught_exception()`, `set_terminate()`, `set_unexpected()`, `terminate()`, or `unexpected()` is called at a time a foreign exception exists (for example, calling `set_terminate()` during unwinding of a foreign exception).

All these cases might involve accessing C++ specific content of the thrown exception, for instance to chain active exceptions.

Otherwise, a catch block catching a foreign exception is allowed:

- to resume normal execution, thereby stopping propagation of the foreign exception and deleting it, or
- to re-throw the foreign exception. In that case, the original exception object must be unaltered by the C++ runtime.

A catch-all block may be executed during forced unwinding. For instance, a `longjmp` may execute code in a `catch(...)` during stack unwinding. However,

if this happens, unwinding will proceed at the end of the catch-all block, whether or not there is an explicit re-throw.

Setting the low 4 bytes of exception class to C++\0 is reserved for use by C++ run-times compatible with the common C++ ABI.

## 6.3 Unwinding Through Assembler Code

For successful unwinding on AMD64 every function must provide a valid debug information in the DWARF Debugging Information Format. In high level languages (e.g. C/C++, Fortran, Ada, ...) this information is generated by the compiler itself. However for hand-written assembly routines the debug info must be provided by the author of the code. To ease this task some new assembler directives are added:

- .cfi\_startproc** is used at the beginning of each function that should have an entry in `.eh_frame`. It initializes some internal data structures and emits architecture dependent initial CFI instructions. Each `.cfi_startproc` directive has to be closed by `.cfi_endproc`.
- .cfi\_endproc** is used at the end of a function where it closes its unwind entry previously opened by `.cfi_startproc` and emits it to `.eh_frame`.
- .cfi\_def\_cfa REGISTER, OFFSET** defines a rule for computing CFA as: take address from REGISTER and add OFFSET to it.
- .cfi\_def\_cfa\_register REGISTER** modifies a rule for computing CFA. From now on REGISTER will be used instead of the old one. The offset remains the same.
- .cfi\_def\_cfa\_offset OFFSET** modifies a rule for computing CFA. The register remains the same, but OFFSET is new. Note that this is the absolute offset that will be added to a defined register to compute the CFA address.
- .cfi\_adjust\_cfa\_offset OFFSET** is similar to `.cfi_def_cfa_offset` but OFFSET is a relative value that is added or subtracted from the previous offset.
- .cfi\_offset REGISTER, OFFSET** saves the previous value of REGISTER at offset OFFSET from CFA.

- .cfi\_rel\_offset REGISTER, OFFSET** saves the previous value of REGISTER at offset OFFSET from the current CFA register. This is transformed to `.cfi_offset` using the known displacement of the CFA register from the CFA. This is often easier to use, because the number will match the code it is annotating.
- .cfi\_escape EXPRESSION[, ...]** allows the user to add arbitrary bytes to the unwind info. One might use this to add OS-specific CFI opcodes, or generic CFI opcodes that the assembler does not support.

---

Figure 6.1: Examples for Unwinding in Assembler

```
# - function with local variable allocated on the stack
.type    func_locvars,@function
func_locvars:
.cfi_startproc
# allocate space for local vars
sub     $0x1234, %rsp
.cfi_adjust_cfa_offset 0x1234
# body
...
# release space of local vars and return
add     $0x1234, %rsp
.cfi_adjust_cfa_offset -0x1234
ret
.cfi_endproc

# - function that moves frame pointer to another register
# and then allocates space for local variables
.type    func_otherreg,@function
func_otherreg:
.cfi_startproc
# save frame pointer to r12
movq    %rsp, %r12
.cfi_def_cfa_register r12
# allocate space for local vars
# (no .cfi_{def,adjust}_cfa_offset needed here,
# because CFA is computed from r12!)
sub     $100,%rsp
# body
...
# restore frame pointer from r12
movq    %r12, %rsp
.cfi_def_cfa_register rsp
ret
.cfi_endproc
```

---

# Chapter 7

## Development Environment

During compilation of C or C++ code at least the symbols in table 7.1 are defined by the pre-processor.

---

Table 7.1: Predefined Pre-Processor Symbols

\_\_amd64  
\_\_amd64\_\_  
\_\_x86\_64  
\_\_x86\_64\_\_

---

# **Chapter 8**

## **Execution Environment**

Not done yet.

# Chapter 9

## Conventions

1

---

<sup>1</sup>This chapter is used to document some features special to the AMD64 ABI. The different sections might be moved to another place or removed completely.

## 9.1 C++

For the C++ ABI we will use the IA-64 C++ ABI and instantiate it appropriately.

The current draft of that ABI is available at:

<http://www.codesourcery.com/cxx-abi/>

## 9.2 Fortran

A formal Fortran ABI does not exist. Most Fortran compilers are designed for very specific high performance computing applications, so Fortran compilers use different passing conventions and memory layouts optimized for their specific purpose. For example, Fortran applications that must run on distributed memory machines need a different data representation for array descriptors (also known as dope vectors, or fat pointers) than applications running on symmetric multiprocessor shared memory machines. A normative ABI for Fortran is therefore not desirable. However, for interoperability of different Fortran compilers, as well as for interoperability with other languages, this section provides some guidelines for data types representation, and argument passing. The guidelines in this section are derived from the GNU Fortran 77 (G77) compiler, and are also followed by the GNU Fortran 95 (gfortran) compiler (restricted to Fortran 77 features). Other Fortran compilers already available for AMD64 at the time of this writing may use different conventions, so compatibility is not guaranteed.

When this text uses the term *Fortran procedure*, the text applies to both Fortran `FUNCTION` and `SUBROUTINE` subprograms as well as for alternate `ENTRY` points, unless specifically stated otherwise.

Everything not explicitly defined in this ABI is left to the implementation.

### 9.2.1 Names

External names in Fortran are names of entities visible to all subprograms at link time. This includes names of `COMMON` blocks and Fortran procedures. To avoid name space conflicts with linked-in libraries, all external names have to be mangled. And to avoid name space conflicts of mangled external names with local names, all local names must also be mangled. The mangling scheme is straightforward as follows:

- all names that do not have any underscores in it should have *one* underscore appended
- all external names containing one or more underscores in it (wherever) should have *two* underscores appended <sup>2</sup>.
- all external names should be mapped to lower case, following the traditional UNIX model for Fortran compilers

---

<sup>2</sup>Historically, this is to be compatible with f2c.

For examples see figure 9.1:

---

Figure 9.1: Example mapping of names

| Fortran external name | Linker name |
|-----------------------|-------------|
| FOO                   | foo_        |
| foo                   | foo_        |
| Foo                   | foo_        |
| foo_                  | foo__       |
| f_oo                  | f_oo__      |

---

The entry point of the main program unit is called `MAIN__`. The symbol name for the blank common block is `__BLNK__`. the external name of the unnamed BLOCK DATA routine is `__BLOCK_DATA__`.

## 9.2.2 Representation of Fortran Types

For historical reasons, GNU Fortran 77 maps Fortran programs to the C ABI, so the data representation can be explained best by providing the mapping of Fortran types to C types used by G77 on AMD64<sup>3</sup> as in figure 9.2. The “TYPE\*N” notation specifies that variables or aggregate members of type TYPE shall occupy N bytes of storage.

---

Figure 9.2: Mapping of Fortran to C types

| Fortran   | Data kind                          | Equivalent C type |
|-----------|------------------------------------|-------------------|
| INTEGER*4 | Default integer                    | signed int        |
| INTEGER*8 | Double precision integer           | signed long       |
| REAL*4    | Single precision FP number         | float             |
| REAL*8    | Double precision FP number         | double            |
| COMPLEX*4 | Single precision complex FP number | complex float     |
| COMPLEX*8 | Double precision complex FP number | complex double    |
| LOGICAL   | Boolean logical type               | signed int        |
| CHARACTER | Text string                        | char[] + length   |

---

<sup>3</sup>G77 provides a header `g2c.h` with the equivalent C type definitions for all supported Fortran scalar types.

The values for type LOGICAL are `.TRUE.` implemented as 1 and `.FALSE.` implemented as 0.

Data objects with a CHARACTER type<sup>4</sup> are represented as an array of characters of the C char type (not guaranteed to be “\0” terminated) with a separate length counter to distinguish between CHARACTER data objects with a length parameter, and aggregate types of CHARACTER data objects, possibly also with a length parameter.

Layout of other aggregate types is implementation defined. GNU Fortran puts all arrays in contiguous memory in column-major order. GNU Fortran 95 builds an equivalent C struct for derived types without reordering the type fields. Other compilers may use other representations as needed. The representation and use of Fortran 90/95 array descriptors is implementation defined. Note that array indices start at 1 by default.

Fortran 90/95 allow different kinds of each basic type using the `kind` type parameter of a type. Kind type parameter values are implementation defined.

Layout of the commonly used Cray pointers is implementation defined.

### 9.2.3 Argument Passing

For each given Fortran 77 procedure, an equivalent C prototype can be derived. Once this equivalent C prototype is known, the C ABI conventions should be applied to determine how arguments are passed to the Fortran procedure.

G77 passes all (user defined) formal arguments of a procedure by reference. Specifically, pointers to the location in memory of a variable, array, array element, a temporary location that holds the result of evaluating an expression or a temporary or permanent location that holds the value of a constant (xf. *g77* manual) are passed as actual arguments. Artificial compiler generated arguments may be passed by value or by reference as they are inherently compiler and hence implementation specific.

Data objects with a CHARACTER type are passed as a pointer to the character string and its length, so that each CHARACTER formal argument in a Fortran procedure results in two actual arguments in the equivalent C prototype. The first argument occupies the position in the formal argument list of the Fortran procedure. This argument is a pointer to the array of characters that make up the string, passed by the caller. The second argument is appended to the end of the user-specified formal argument list. This argument is of the default integer type and

---

<sup>4</sup>This includes sub-strings.

its value is the length of the array of characters, that is the length, passed as the first argument. This length is passed by value. When more than one CHARACTER argument is present in an argument list, the length arguments are appended in the order the original arguments appear. The above discussion also applies to substrings.

This ABI does not define the passing of optional arguments. They are allowed only in Fortran 90/95 and their passing is implementation defined.

This ABI does not define array functions (function returning arrays). They are allowed only in Fortran 90/95 and requires the definition of array descriptors.

Note that Fortran 90/95 procedure arguments with the INTENT (IN) attribute should also be passed by reference if the procedure is to be linked with code written in Fortran 77. Fortran 77 does not and can not support the INTENT attribute because it has no concept of explicit interfaces. It is therefore not possible to declare the callee's arguments as INTENT (IN). A Fortran 77 compiler must assume that all procedure arguments are INTENT (INOUT) in the Fortran 90/95 sense.

## 9.2.4 Functions

The calling of statement functions is implementation defined (as they are defined only locally, the compiler has the freedom to apply any calling convention it likes).

Subroutines with alternate returns (e.g. "SUBROUTINE X(\*,\*)" called as "CALL X(\*10,\*20)") are implemented as functions returning an INTEGER of the default kind. The value of this returned integer is whatever integer is specified in the "RETURN" statement for the subroutine<sup>5</sup>, or 0 for a RETURN statement without an argument. It is up to the caller to jump to the corresponding alternate return label. The actual alternate-return arguments are omitted from the calling sequence.

An example:

```
SUBROUTINE SHOW_ALTERNATE_RETURN (N)
  INTEGER N
  CALL ALTERNATE_RETURN_EXAMPLE (N, *10, *20, *30)
  WRITE (*,*) 'OK - Normal Return'
  RETURN
10  WRITE (*,*) '1st alternate return'
  RETURN
20  WRITE (*,*) '2nd alternate return'
```

---

<sup>5</sup> This integer indicates the position of an alternate return from the subroutine in the formal argument list

```

        RETURN
30      WRITE (*,*) '2nd alternate return'
        RETURN
    END

    SUBROUTINE ALTERNATE_RETURN_EXAMPLE (N, *, *, *)
        INTEGER N
        IF (N .EQ. 0 ) RETURN      ! Implicit "RETURN 0"
        IF ( N .EQ. 1 ) RETURN 1
        IF ( N .EQ. 2 ) RETURN 2
        RETURN 3
    END

```

Here the SUBROUTINE ALTERNATE\_RETURN\_EXAMPLE is implemented as a function returning an INTEGER\*4 with value 0 if N is 0, 1 if N is 1, 2 if N is 2 and 3 for all other values of N. This return value is used by the caller as if the actual call were replaced by this sequence:

```

    INTEGER X
    X = CALL ALTERNATE_RETURN_EXAMPLE (N)
    GOTO (10, 20, 30), X

```

All in all the effect is that the index of the returned to label (starting from 1) will be contained in %rax after the call.

Alternate ENTRY points of a SUBROUTINE or FUNCTION should be treated as separate subprograms, as mandated by the Fortran standard. I.e. arguments passed to an alternate ENTRY should be passed as if the alternate ENTRY is a separate SUBROUTINE or FUNCTION. If a FUNCTION has alternate ENTRY points, the result of each of the alternate ENTRY points must be returned as if the alternate ENTRY is a separate FUNCTION with the result type of the alternate ENTRY. The external naming of alternate ENTRY points follows 9.2.1.

## 9.2.5 COMMON blocks

In absence of any EQUIVALENCE declaration involving variables in COMMON blocks the layout of a COMMON block is exactly the same as the layout of the equivalent C structure (with types of variables substituted according to section 9.2.2), including the alignment requirements.

This ABI defines the layout under presence of EQUIVALENCE statements only in some cases:

- the layout of the COMMON block must not change if one ignores the EQUIVALENCE, which amongst other things means:

- If two arrays are equivalenced, the larger array must be named in the `COMMON` block, and there must be complete inclusion, in particular the other array may not extend the size of the equivalenced segment. It may also not change the alignment requirement.
- If an array element and a scalar are equivalenced, the array must be named in the `COMMON` block and it must not be smaller than the scalar. The type of the scalar must not require bigger alignment than the array.
- if two scalars are equivalenced they must have the same size and alignment requirements.

Other cases are implementation defined.

Because the Fortran standard allows the blank `COMMON` block to have different sizes in different subprograms, it may be impossible to determine if it is small enough to fit in the `.bss` section. When compiling for the medium or large code models the blank `COMMON` block should therefore always be put in the `.lbss` section.

## 9.2.6 Intrinsic

This section lists the set of intrinsics which has to be supported at minimum by a conforming compiler. They are separated by origin. They follow regular calling and naming conventions.

The signature of intrinsics uses the syntax *return-type*(*argtype1*, *argtype2*, ...), where the individual types can be the following characters: **V** (as in void) designates a SUBROUTINE, **L** a LOGICAL, **I** an INTEGER, **R** a REAL, and **C** a CHARACTER. Hence **I (R, L)** designates a FUNCTION returning an INTEGER and taking a REAL and a LOGICAL. If an argument is an array, this is indicated using a trailing number, e.g. **I13** is an INTEGER array with 13 elements. If a CHARACTER argument or return value has a fixed length, this is indicated using an asterisk and a trailing number, for example **C\*16** is a CHARACTER (len=16). If a CHARACTER argument of arbitrary length must be passed, the trailing number is replaced with N, for example **C\*N**.

---

Table 9.1: Mil intrinsics

| Name   | Signature  | Meaning                              |
|--------|------------|--------------------------------------|
| BTest  | L(I,I)     | Test bit                             |
| IAnd   | I(I,I)     | Boolean AND                          |
| IOr    | I(I,I)     | Boolean OR                           |
| IEOr   | I(I,I)     | Boolean XOR                          |
| Not    | I(I)       | Boolean NOT                          |
| IBClr  | I(I,I)     | Clear a bit                          |
| IBits  | I(I,I,I)   | Extract a bit subfield of a variable |
| IBSet  | I(I,I)     | Set a bit                            |
| IShft  | I(I,I)     | Logical bit shift                    |
| IShftC | I(I,I,I)   | Circular bit shift                   |
| MvBits | V(I,I,I,I) | Move a bit field                     |

---

`BTest (I, Pos)` Returns `.TRUE.` if bit `Pos` in `I` is set, returns `.FALSE.` otherwise.

`IAnd (I, J)` Returns value resulting from a boolean AND on each pair of bits in `I` and `J`.

`IOr (I, J)` Returns value resulting from a boolean OR on each pair of bits in `I` and `J`.

`IEOr (I, J)` Returns value resulting from a boolean XOR on each pair of bits in `I` and `J`.

`Not (I)` Returns value resulting from a boolean NOT on each bit in `I`.

`IBClr (I, Pos)` Returns the value of `I` with bit `Pos` cleared (set to zero).

`IBits (I, Pos, Len)` Extracts a subfield starting from bit position `Pos` and with a length (towards the most significant bit) of `Len` bits from `I`. The result is right-justified and the remaining bits are zeroed.

`IBSet (I, Pos)` Returns the value of `I` with the bit in position `Pos` set to one.

**IShft** (*I*, *Shift*) All bits of *I* are shifted *Shift* places. *Shift*.GT.0 indicates a left shift, *Shift*.EQ.0 indicates no shift, and *Shift*.LT.0 indicates a right shift. Bits shifted out from the least (when shifting right) or most (when shifting left) significant position are lost. Bits shifted in at the opposite end are not set (i.e. zero).

**IShftC** (*I*, *Shift*, *Size*) The rightmost *Size* bits of the argument *I* are shifted circularly *Shift* places. The unshifted bits of the result are the same as the unshifted bits of *I*.

**MvBits** (*From*, *FromPos*, *Len*, *To*, *ToPos*) Move *Len* bits of *From* from bit positions *FromPos* through *FromPos*+*Len*-1 to bit positions *ToPos* through *ToPos*+*Len*-1 of *To*. The bit portions of *To* that are not affected by the movement of bits are unchanged.

---

Table 9.2: F77 intrinsics

| Name  | Meaning  |
|-------|--|
| Abs   | Absolute value   |
| ACos  | Arc cosine   |
| AInt  | Truncate to whole number                                 |
| ANInt | Round to nearest whole number                            |
| ASin  | Arc sine   |
| ATan  | Arc Tangent  |
| ATan2 | Arc Tangent  |
| Char  | Character from code                                      |
| Cmplx | Construct COMPLEX (KIND=1) value                         |
| Conjg | Complex conjugate  |
| Cos   | Cosine   |
| CosH  | Hyperbolic cosine  |
| Dble  | Convert to double precision                              |
| DiM   | Difference magnitude (non-negative subtract)             |
| DProd | Double-precision product                                 |
| Exp   | Exponential  |
| IChar | Code for character                                       |
| Index | Locate a CHARACTER substring                             |
| Int   | Convert to INTEGER value truncated to whole number       |
| Len   | Length of character entity                               |
| LGe   | Lexically greater than or equal                          |
| LGt   | Lexically greater than                                   |
| LLe   | Lexically less than or equal                             |
| LLt   | Lexically less than                                      |
| Log   | Natural logarithm  |
| Log10 | Common logarithm   |
| Max   | Maximum value  |
| Min   | Minimum value  |
| Mod   | Remainder  |
| NInt  | Convert to INTEGER value rounded to nearest whole number |
| Real  | Convert value to type REAL (KIND=1)                      |
| Sin   | Sine   |
| SinH  | Hyperbolic sine  |
| SqRt  | Square root  |
| Tan   | Tangent  |
| TanH  | Hyperbolic tangent                                       |

Refer to the Fortran 77 language standard for signature and definition of the F77 intrinsics listed in table 9.2. These intrinsics can have a prefix as per the standard hence the table is not exhaustive.

---

Table 9.3: F90 intrinsics

| Name         | Meaning                                |
|--------------|--|
| AChar        | ASCII character from code              |
| Bit_Size     | Number of bits in arguments type       |
| CPU_Time     | Get current CPU time                   |
| IACHar       | ASCII code for character               |
| Len_Trim     | Get last non-blank character in string |
| System_Clock | Get current system clock value         |

---

Refer to the Fortran 90 language standard for signature and definition of the F90 intrinsics listed in table 9.3.

---

Table 9.4: Math intrinsics

| Name  | Signature | Meaning                      |
|-------|-----------|------------------------------|
| BesJ0 | R(R)      | Bessel function              |
| BesJ1 | R(R)      | Bessel function              |
| BesJN | R(I,R)    | Bessel function              |
| BesY0 | R(R)      | Bessel function              |
| BesY1 | R(R)      | Bessel function              |
| BesYN | R(I,R)    | Bessel function              |
| ErF   | R(R)      | Error function               |
| ErFC  | R(R)      | Complementary error function |
| IRand | I(I)      | Random number                |
| Rand  | R(I)      | Random number                |
| SRand | V(I)      | Random seed                  |

---

BesJ0 (X) Calculates the Bessel function of the first kind of order 0 of X. Returns a REAL of the same kind as X.

- BesJ1** (X) Calculates the Bessel function of the first kind of order 1 of X. Returns a REAL of the same kind as X.
- BesJN** (N, X) Calculates the Bessel function of the first kind of order N of X. Returns a REAL of the same kind as X.
- BesY0** (X) Calculates the Bessel function of the second kind of order 0 of X. Returns a REAL of the same kind as X.
- BesY1** (X) Calculates the Bessel function of the second kind of order 1 of X. Returns a REAL of the same kind as X.
- BesYN** (N, X) Calculates the Bessel function of the second kind of order N of X. Returns a REAL of the same kind as X.
- ErF** (X) Calculates the error function of X. Returns a REAL of the same kind as X.
- ErFC** (X) Calculates the complementary error function of X, i.e.  $1 - \text{ERF}(X)$ . Returns a REAL of the same kind as X.
- IRand** (Flag) Flag is optional. Returns a uniform quasi-random number up to a system-dependent limit. If Flag .EQ. 0 or Flag is not passed, the next number in sequence is returned. If Flag .EQ. 1, the generator is restarted. If Flag has any other value, the generator is restarted with the value of Flag as the new seed.
- Rand** (Flag) Flag is optional. Returns a uniform quasi-random number between 0 and 1. If Flag .EQ. 0 or Flag is not passed, the next number in sequence is returned. If Flag .EQ. 1, the generator is restarted. If Flag has any other value, the generator is restarted with the value of Flag as the new seed.
- SRand** (Seed) Reinitializes the random number generator for IRand and Rand with the seed in Seed.

---

Table 9.5: Unix intrinsics

| Name   | Signature    | Meaning                                      |
|--------|--------------|--|
| Abort  | V()          | Abort the program                            |
| Access | I(C,C)       | Check file accessibility                     |
| DTime  | V(R2,R)      | Get elapsed time since last call             |
| ETime  | V(R2,R)      | Get elapsed time for process                 |
| Flush  | V(I)         | Flush buffered output                        |
| FNum   | I(I)         | Get file descriptor from Fortran unit number |
| FStat  | V(I,I13,I)   | Get file information                         |
| GError | V(C*N)       | Get error message for last error             |
| GetArg | V(I,C*N)     | Obtain command-line argument                 |
| GetCWD | V(C*N,I)     | Get current working directory                |
| GetEnv | V(C*N,C*N)   | Get environment variable                     |
| GetGId | I()          | Get process group ID                         |
| GetPId | I()          | Get process ID                               |
| GetUId | I()          | Get process user ID                          |
| GetLog | V(C*N)       | Get login name                               |
| HostNm | V(C*N,I)     | Get host name                                |
| IArgC  | I()          | Obtain count of command-line arguments       |
| IDate  | V(I3)        | Get local date info                          |
| IErrNo | I()          | Get error number for last error              |
| ITime  | V(I3)        | Get local time of day                        |
| LStat  | V(C*N,I13,I) | Get file information                         |
| PError | V(C*N)       | Print error message for last error           |
| Rename | V(C*N,C*N,I) | Rename file                                  |
| Sleep  | V(I)         | Sleep for a specified time                   |
| System | V(C*N,I)     | Invoke shell (system) command                |

---

Abort () Prints a message and potentially causes a core dump.

Access (Name, Mode) Checks file Name for accessibility in the mode specified by Mode. Returns 0 if the file is accessible in that mode, otherwise an error code. Name must be a NULL-terminated string of CHARACTER (i.e. a C-style string). Trailing blanks in Name are ignored. Mode must be a concatenation of any of the following characters: **r** meaning test for read

permission, **w** meaning test for write permission, **x** meaning test for execute/search permission, or a space meaning test for existence of the file.

**DTime** (TArray, Result) When called for the first time, returns the number of seconds of runtime since the start of the program in *Result*, the user component of this runtime in *TArray(1)*, and the system time in *TArray(2)*. Subsequent invocations values based on accumulations since the previous invocation.

**ETime** (TArray, Result) Returns the number of seconds of runtime since the start of the program in *Result*, the user component of this runtime in *TArray(1)*, and the system time in *TArray(2)*. Subsequent invocations values based on accumulations since the previous invocation.

**Flush** (Unit) Flushes the Fortran I/O unit with ID *Unit*. The unit must be open for output. If the optional *Unit* argument is omitted, all open units are flushed.

**FNum** (Unit) Returns the UNIX(tm) file descriptor number corresponding to the Fortran I/O unit *Unit*. The unit must be open.

**FStat** (Unit, SArray, Status) Obtains data about the file open on Fortran I/O unit *Unit* and places it in the array *SArray*. The values in this array are as follows:

1. Device ID
2. Inode number
3. File mode
4. Number of links
5. Owner's UID
6. Owner's GID
7. ID of device containing directory entry for file
8. File size (bytes)
9. Last access time
10. Last modification time
11. Last file status change time

12. Preferred I/O block size (-1 if not available)
13. Number of blocks allocated (-1 if not available)

If an element is not available, or not relevant on the host system, it is returned as 0 except when indicated otherwise in the above list. If the optional `Status` argument is supplied, it contains 0 on success or a nonzero error code upon return.

`Error` (`Message`) Returns the system error message corresponding to the last system error (`errno` in C). The message is returned in `Message`. If `Message` is longer than the error message, it is padded with blanks after the message. If `Message` is not long enough to hold the error message, the error message is truncated to the length of `Message`.

`GetArg` (`Pos`, `Value`) Returns in `Value` the command-line argument in position `Pos`. If there are fewer than `Pos` command-line arguments, `Value` is filled with blanks. If `Pos` is 0, the name of the program is returned. If `Value` is longer than the command-line argument, it is padded with blanks after the argument. If `Value` is not long enough to hold the command-line argument, the argument is truncated to the length of `Value`.

`GetCWD` (`Name`, `Status`) Returns in `Name` the current working directory. If the optional `Status` argument is supplied, it contains 0 on success or a nonzero error code upon return.

`GetEnv` (`Name`, `Value`) Returns in `Value` the environment variable identified with `Name`. If `Name` has not been set, `Value` is filled with blanks. A null character marks the end of the name in `Name`. Trailing blanks in `Name` are ignored. If `Value` is longer than the environment variable, it is padded with blanks after the variable. If `Value` is not long enough to hold the environment variable, the variable is truncated to the length of `Value`.

`GetGid` () Returns the group ID for the current process.

`GetPid` () Returns the process ID for the current process.

`GetUid` () Returns the user ID for the current process.

`GetLog` (`Login`) Returns the login name for the process in `Login`, or a blank string if the host system does not support `getlogin(3)`. If `Login` is

longer than the login name, it is padded with blanks after the login name. If `Login` is not long enough to hold the login name, the login name is truncated to the length of `Login`.

`HotNm (Name, Status)` Returns in `Name` system's host name. If the optional `Status` argument is supplied, it contains 0 on success or a nonzero error code upon return. If `Name` is longer than the host name, it is padded with blanks after the host name. If `Name` is not long enough to hold the host name, the host name is truncated to the length of `Name`.

`IArgC ()` Returns the number of command-line arguments. The program name itself is not included in this number.

`IDate (TArray)` Returns the current local date day, month, year in elements 1, 2, and 3 of `TArray`, respectively. The year has four significant digits.

`IErrno ()` Returns the last system error number (`errno` in C).

`ITime (TArray)` Returns the current local time hour, minutes, and seconds in elements 1, 2, and 3 of `TArray`, respectively.

`LStat (File, SArray, Status)` Obtains data about a file named `File` and places it in the array `SArray`. The values in this array are as follows:

1. Device ID
2. Inode number
3. File mode
4. Number of links
5. Owner's UID
6. Owner's GID
7. ID of device containing directory entry for file
8. File size (bytes)
9. Last access time
10. Last modification time
11. Last file status change time
12. Preferred I/O block size (-1 if not available)

13. Number of blocks allocated (-1 if not available)

If an element is not available, or not relevant on the host system, it is returned as 0 except when indicated otherwise in the above list. If the optional `Status` argument is supplied, it contains 0 on success or a nonzero error code upon return.

`PError (MsgPrefix)` Prints a newline-terminated error message corresponding to the last system error. This is prefixed by the string `MsgPrefix`, a colon and a space. The error message is printed on the C `stderr` stream.

`Rename (Path1, Path2, Status)` Renames the file named `Path1` to `Path2`. A null character marks the end of the names. Trailing blanks are ignored. If the optional `Status` argument is supplied, it contains 0 on success or a nonzero error code upon return.

`Sleep (Seconds)` Causes the program to pause for `Seconds` seconds.

`System (Command, Status)` Passes the string in `Command` to a shell through `system(3)`. If the optional argument `Status` is present, it contains the value returned by `system(3)`.

# Appendix A

## Linux Conventions

This chapter describes some details that are only relevant to GNU/Linux systems and the Linux kernel.

### A.1 Execution of 32-bit Programs

The AMD64 processors are able to execute 64-bit AMD64 and also 32-bit ia32 programs. Libraries conforming to the Intel386 ABI will live in the normal places like `/lib`, `/usr/lib` and `/usr/bin`. Libraries following the AMD64, will use `lib64` subdirectories for the libraries, e.g `/lib64` and `/usr/lib64`. Programs conforming to Intel386 ABI and to the AMD64 ABI will share directories like `/usr/bin`. In particular, there will be no `/bin64` directory.

### A.2 AMD64 Linux Kernel Conventions

The section is informative only.

#### A.2.1 Calling Conventions

The Linux AMD64 kernel uses internally the same calling conventions as user-level applications (see section 3.2.3 for details). User-level applications that like to call system calls should use the functions from the C library. The interface between the C library and the Linux kernel is the same as for the user-level applications with the following differences:

1. User-level applications use as integer registers for passing the sequence `%rdi, %rsi, %rdx, %rcx, %r8` and `%r9`. The kernel interface uses `%rdi, %rsi, %rdx, %r10, %r8` and `%r9`.
2. A system-call is done via the `syscall` instruction. The kernel destroys registers `%rcx` and `%r11`.
3. The number of the syscall has to be passed in register `%rax`.
4. System-calls are limited to six arguments, no argument is passed directly on the stack.
5. Returning from the `syscall`, register `%rax` contains the result of the system-call. A value in the range between -4095 and -1 indicates an error, it is `-errno`.
6. Only values of class INTEGER or class MEMORY are passed to the kernel.

## A.2.2 Stack Layout

The Linux kernel does not honor the red zone (see 3.2.2 and therefore this area is not allowed to be used by kernel code. Kernel code should be compiled by GCC with the option `-mno-red-zone`.

## A.2.3 Required Processor Features

Any program or kernel can expect that a AMD64 processor implements the features mentioned in table A.1. In general a program has to check itself whether those features are available but for AMD64 systems, these should always be available. Table A.1 uses the names for the processor features as documented in the processor manual.

## A.2.4 Miscellaneous Remarks

Linux Kernel code is not allowed to change the x87 and SSE units. If those are changed by kernel code, they have to be restored properly before sleeping or leaving the kernel. On preemptive kernels also more precautions may be needed.

---

Table A.1: Required Processor Features

| Feature                     | Comment                            |
|-----------------------------|------------------------------------|
| Features need for programs  |                                    |
| fpu                         | Necessary for long double, MMX     |
| tsc                         | User-visible                       |
| cx8                         | User-visible                       |
| cmov                        | User-visible                       |
| mmx                         | User-visible                       |
| sse                         | User-visible, required for float   |
| sse2                        | User-visible, required for double  |
| fxsr                        | Required for SSE/SSE2              |
| syscall                     | For calling the kernel             |
| Features need in the kernel |                                    |
| paе                         | This kind of page tables is used   |
| pse                         | PAE needs PSE.                     |
| msr                         | At least needed to enter long mode |
| pge                         | Kernel optimization                |
| pat                         | Kernel optimization                |
| clflush                     | Kernel optimization                |

---

# Index

- .cfi\_adjust\_cfa\_offset, 99
- .cfi\_def\_cfa, 99
- .cfi\_def\_cfa\_offset, 99
- .cfi\_def\_cfa\_register, 99
- .cfi\_endproc, 99
- .cfi\_escape, 100
- .cfi\_offset, 99
- .cfi\_rel\_offset, 100
- .cfi\_startproc, 99
- .eh\_frame, 99
- %rax, 49
- \_UA\_CLEANUP\_PHASE, 86
- \_UA\_FORCE\_UNWIND, 85
- \_UA\_SEARCH\_PHASE, 86
- \_Unwind\_Context, 84
- \_Unwind\_DeleteException, 84
- \_Unwind\_Exception, 84
- \_Unwind\_ForcedUnwind, 84, 85
- \_Unwind\_GetCFA, 84
- \_Unwind\_GetGR, 84
- \_Unwind\_GetIP, 84
- \_Unwind\_GetLanguageSpecificData, 84
- \_Unwind\_GetRegionStart, 84
- \_Unwind\_RaiseException, 84, 85
- \_Unwind\_Resume, 84
- \_Unwind\_SetGR, 84
- \_Unwind\_SetIP, 84
- \_\_float128, 10
- auxiliary vector, 29
- boolean, 12
- byte, 10
- C++, 105
- Call Frame Information tables, 84
- code models, 32
- double quadword, 10
- doubleword, 10
- DT\_FINI, 82
- DT\_FINI\_ARRAY, 82
- DT\_INIT, 82
- DT\_INIT\_ARRAY, 82
- DT\_JMPREL, 78
- DT\_PREINIT\_ARRAY, 82
- DWARF Debugging Information Format, 84, 99
- eightbyte, 10
- exceptions, 23
- exec, 27
- fregetround, 83
- fourbyte, 10
- global offset table, 76
- halfword, 10
- Kernel code model, 32
- Large code model, 33

Large position independent code model,  
    34  
longjmp, 85  
  
Medium code model, 33  
Medium position independent code model,  
    34  
  
PIC, 33, 34  
Procedure Linkage Table, 69  
procedure linkage table, 77–79  
program interpreter, 82  
  
quadword, 10  
  
R\_X86\_64\_JUMP\_SLOT, 78, 79  
R\_X86\_64\_TLSDESC, 79  
red zone, 15, 123  
register save area, 50  
  
signal, 23  
sixteenbyte, 10  
size\_t, 12  
Small code model, 32  
Small position independent code model,  
    33  
  
terminate(), 86  
Thread-Local Storage, 71  
twobyte, 10  
  
Unwind Library interface, 84  
  
va\_arg, 52  
va\_list, 51  
va\_start, 52  
  
word, 10